

WEB : EXEMPLES ILLUSTRATIFS

HTML - CSS - JAVASCRIPT  
COMPRENDRE PAR DE L'INFORMEL

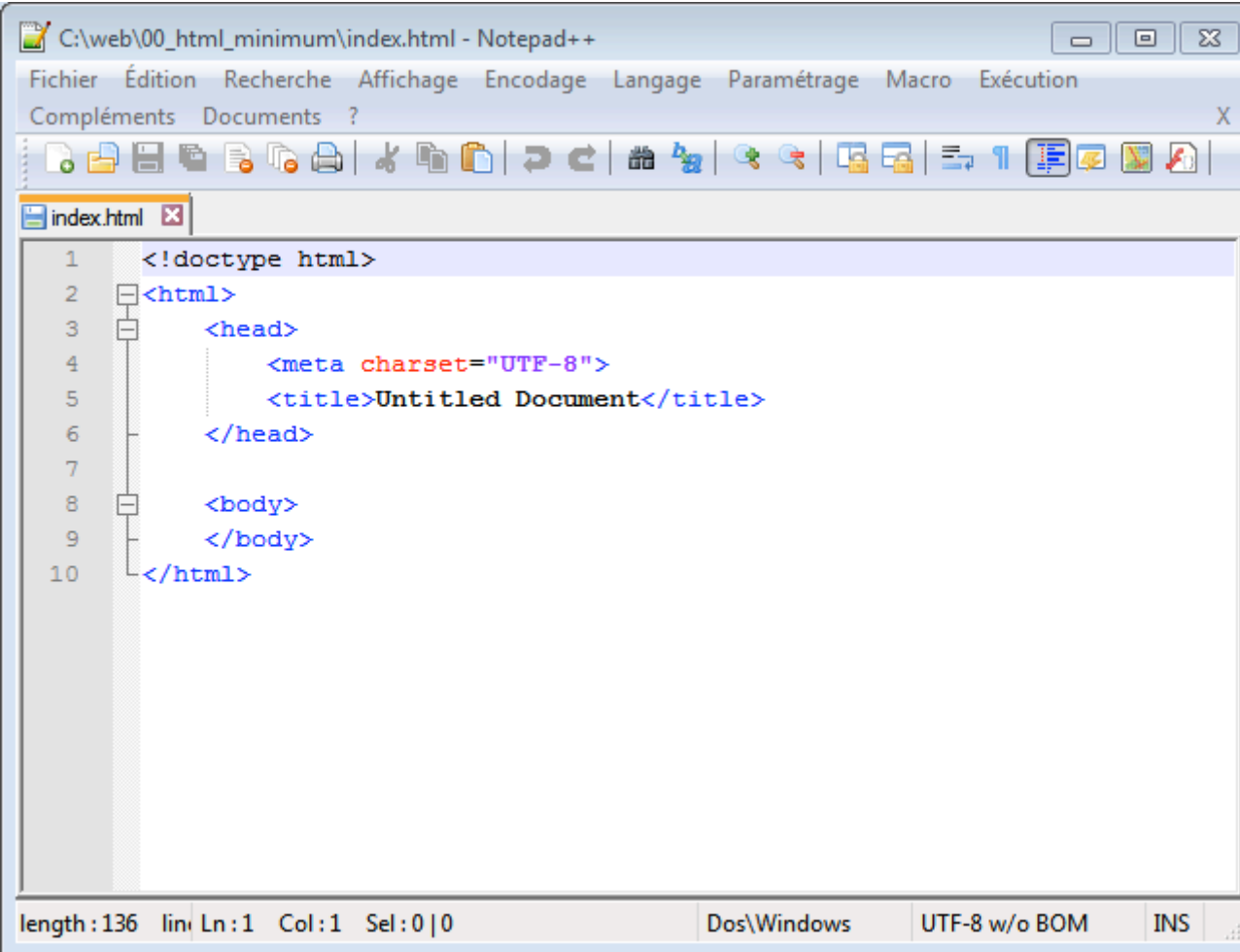
WEB - MULTIMEDIA - J. POCHET - 2015

# TABLE DES MATIERES

00_html_minimum.....	4
01_html_basique.....	6
02_html_et_css.....	8
03_html_et_css_avec_div.....	10
04_image_fond_0_0.....	12
05_image_fond_50_50.....	16
07_image_fond_redim_0_0.....	20
08_image_fond_redim_50_50.....	24
09_image_fond_redim_100_100.....	26
10_image_fond_redim_78_47.....	28
11_class_et_id.....	30
12_class_et_id_v2.....	32
13_esquisse_trop_simple_manip1.....	34
14_flux_normal.....	38
15_positonnement_absolu_pur.....	40
16_positonnement_absolu_et_z_index.....	42
17_positonnement_absolu_et_z_index_v2.....	44
18_flux_normal_et_margin.....	46
19_positionnement_absolu_et_padding_0.....	48
20_positionnement_absolu_et_padding_globaux.....	50
21_border_box.....	52
22_flux_normal_et_padding.....	54
23_margin_auto_px.....	56
24_margin_auto_px_v2.....	58
25_margin_auto_px_v3.....	60
26_margin_auto_proportions.....	62
27_margin_auto_proportions_v2.....	64
28_margin_auto_proportions_v3.....	66

29_margin_auto_proportions_overflow.....	68
30_video.....	70
31_video_et_id.....	72
32_video_id_et_fond.....	74
33_proprietes_css_sup.....	76
34_esquisse_trop_simple_manip2.....	78

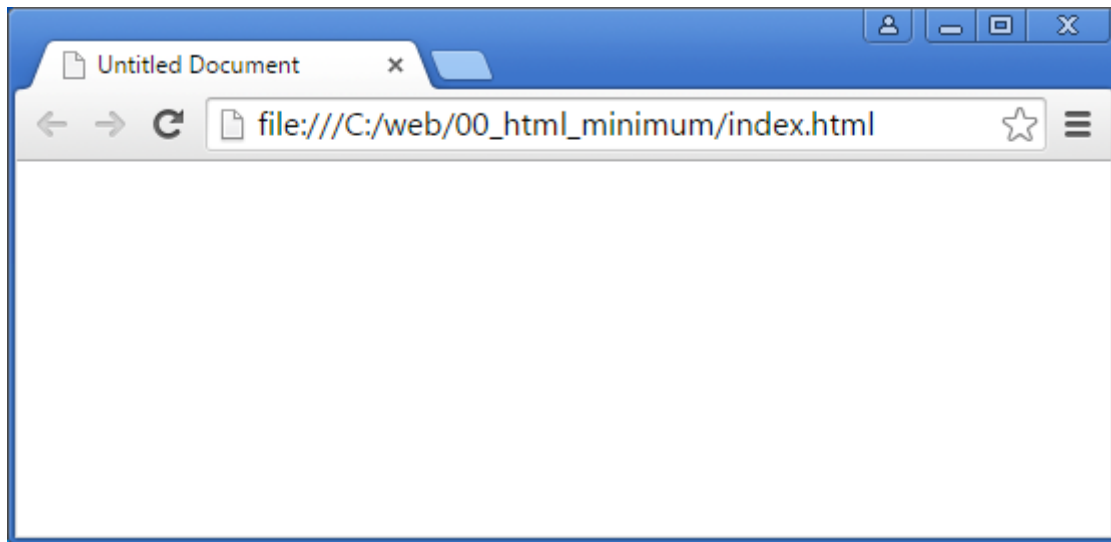
## 00\_html\_minimum



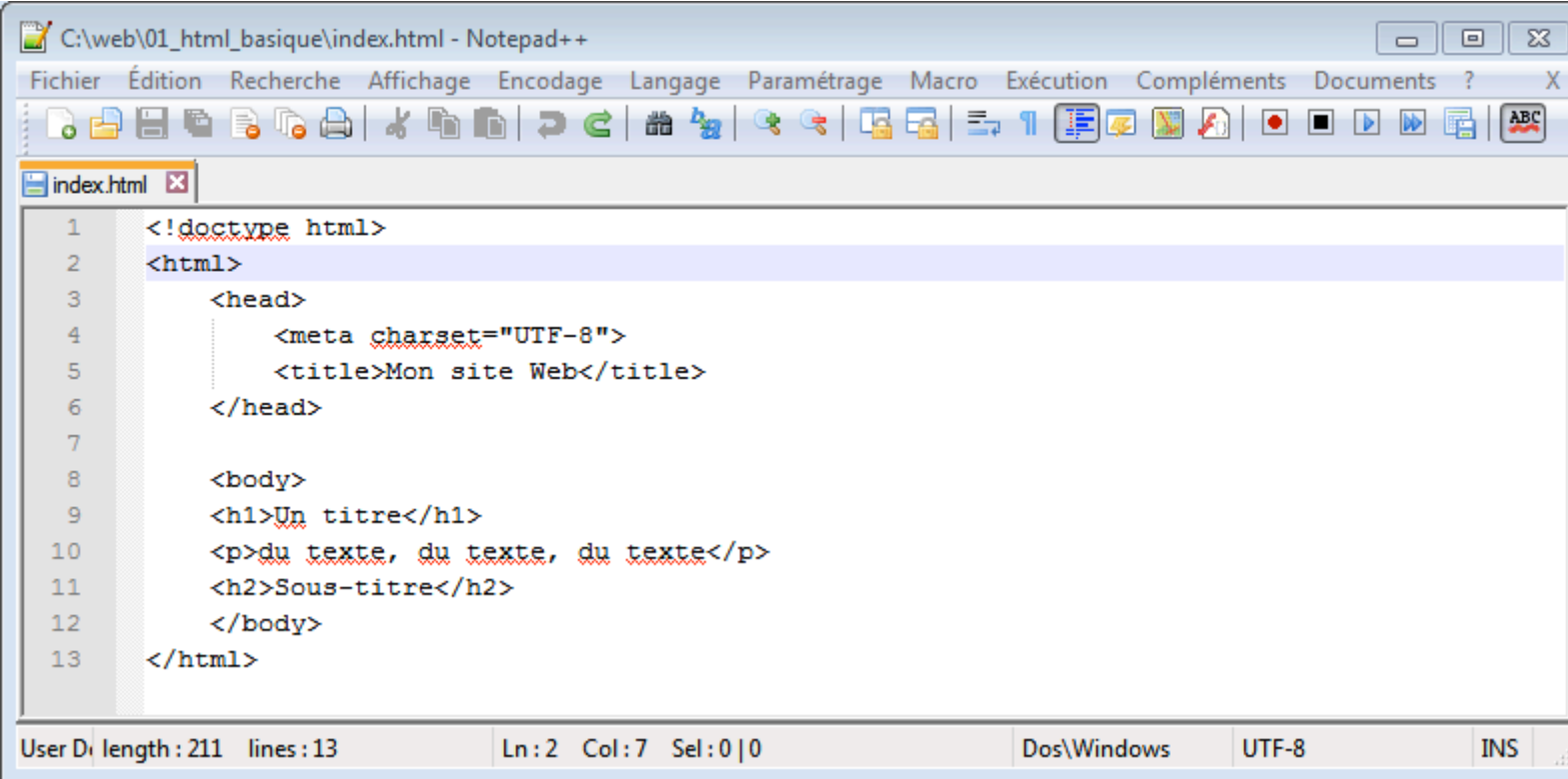
The image shows a Notepad++ window with the following content:

```
1 <!doctype html>
2 <html>
3   <head>
4     <meta charset="UTF-8">
5     <title>Untitled Document</title>
6   </head>
7
8   <body>
9   </body>
10 </html>
```

The status bar at the bottom indicates: length:136 | ln:1 Col:1 Sel:0|0 | Dos\Windows | UTF-8 w/o BOM | INS



## 01\_html\_basique



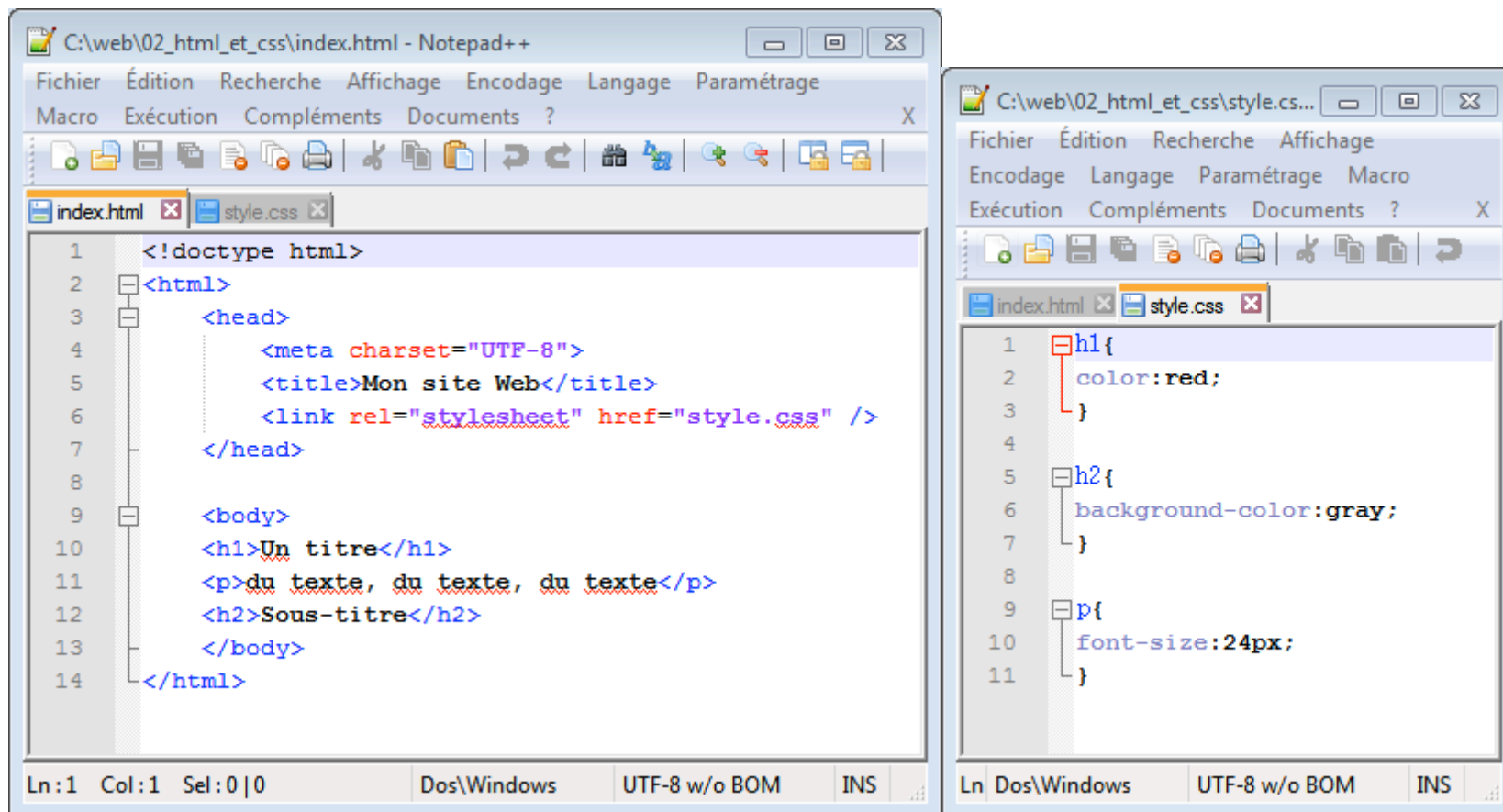
The image shows a Notepad++ window titled "C:\web\01\_html\_basique\index.html - Notepad++". The menu bar includes "Fichier", "Édition", "Recherche", "Affichage", "Encodage", "Langage", "Paramétrage", "Macro", "Exécution", "Compléments", "Documents", "?", and "X". The toolbar contains various icons for file operations and editing. The main text area displays the following HTML code:

```
1  <!doctype html>
2  <html>
3    <head>
4      <meta charset="UTF-8">
5      <title>Mon site Web</title>
6    </head>
7
8    <body>
9      <h1>Un titre</h1>
10     <p>du texte, du texte, du texte</p>
11     <h2>Sous-titre</h2>
12   </body>
13 </html>
```

The status bar at the bottom shows "User D:\ length : 211 lines : 13", "Ln : 2 Col : 7 Sel : 0 | 0", "Dos\Windows", "UTF-8", and "INS".



## 02\_html\_et\_css



The image shows two Notepad++ windows side-by-side. The left window is titled 'C:\web\02\_html\_et\_css\index.html - Notepad++' and contains HTML code. The right window is titled 'C:\web\02\_html\_et\_css\style.cs...' and contains CSS code. Both windows have a menu bar with 'Fichier', 'Édition', 'Recherche', 'Affichage', 'Encodage', 'Langage', and 'Paramétrage'. The left window also has 'Macro', 'Exécution', 'Compléments', and 'Documents' in its menu bar. The status bar of the left window shows 'Ln:1 Col:1 Sel:0|0 Dos\Windows UTF-8 w/o BOM INS'. The status bar of the right window shows 'Ln Dos\Windows UTF-8 w/o BOM INS'.

```
1 <!doctype html>
2 <html>
3   <head>
4     <meta charset="UTF-8">
5     <title>Mon site Web</title>
6     <link rel="stylesheet" href="style.css" />
7   </head>
8
9   <body>
10    <h1>Un titre</h1>
11    <p>du texte, du texte, du texte</p>
12    <h2>Sous-titre</h2>
13  </body>
14 </html>
```

```
1 h1{
2   color:red;
3 }
4
5 h2{
6   background-color:gray;
7 }
8
9 p{
10  font-size:24px;
11 }
```



### 03\_html\_et\_css\_avec\_div

```
C:\web\03_html_et_css_avec_div\index.html - Notepad++
Fichier  Édition  Recherche  Affichage  Encodage  Langage  Paramétrage
Macro  Exécution  Compléments  Documents  ?
index.html  style.css
1  <!doctype html>
2  <html>
3  <head>
4      <meta charset="UTF-8">
5      <title>Mon site Web</title>
6      <link rel="stylesheet" href="style.css" />
7  </head>
8
9  <body>
10 <h1>Un titre</h1>
11 <div id="bloc1"> je suis dans le bloc1 </div>
12 <p>du texte, du texte, du texte</p>
13 <div id="bloc2"> je suis dans le bloc2 </div>
14 <h2>Sous-titre</h2>
15 </body>
16 </html>
Ln:1 Col:1 Sel:0|0 Dos\Windows UTF-8 w/o BOM INS
```

```
index.html  style.css
1  #bloc1{
2      width:100px;
3      height:150px;
4      background-color:blue;
5  }
6
7  #bloc2{
8      width:200px;
9      height:100px;
10     background-color:yellow;
11 }
12
13 h1{
14     color:red;
15 }
16
17 h2{
18     background-color:gray;
19 }
20
21 p{
22     font-size:24px;
23 }
```



## 04\_image\_fond\_0\_0



```
index.html x style.css x
1 <!doctype html>
2 <html>
3 <head>
4     <meta charset="UTF-8">
5     <title>Mon site Web</title>
6     <link rel="stylesheet" href="style.css" />
7 </head>
8
9 <body>
10 <div id="conteneur_fond"> </div>
11
12 <h1>Un titre</h1>
13 <div id="bloc1"> je suis dans le bloc1 </div>
14 <p>du texte, du texte, du texte</p>
15 <div id="bloc2"> je suis dans le bloc2 </div>
16 <h2>Sous-titre</h2>
17
18 </body>
19 </html>
```

Ln:1 Col:1 Sel:0|0 Dos\Windows UTF-8 w/o BOM IN

```
C:\web\04_image_fond_0_0\style.css - Notepad++
Fichier  Édition  Recherche  Affichage  Encodage  Langage  Paramétrage  Macro
Exécution  Compléments  Documents  ?
index.html  style.css
1  html, body{
2  width:100%;
3  height:100%;
4  }
5
6  #conteneur_fond{
7  width:100%;
8  height:100%;
9  position:absolute;
10 top:0px;
11 left:0px;
12 z-index:-1;
13 background:#AAA url("h_mouette.jpg") no-repeat 0% 0%;
14 }
15
16 #bloc1{
17 width:100px;
18 height:150px;
19 background-color:blue;
20 }
21
```

Ln:1 Col:1 Sel:0|0    Dos\Windows    UTF-8 w/o BOM    INS

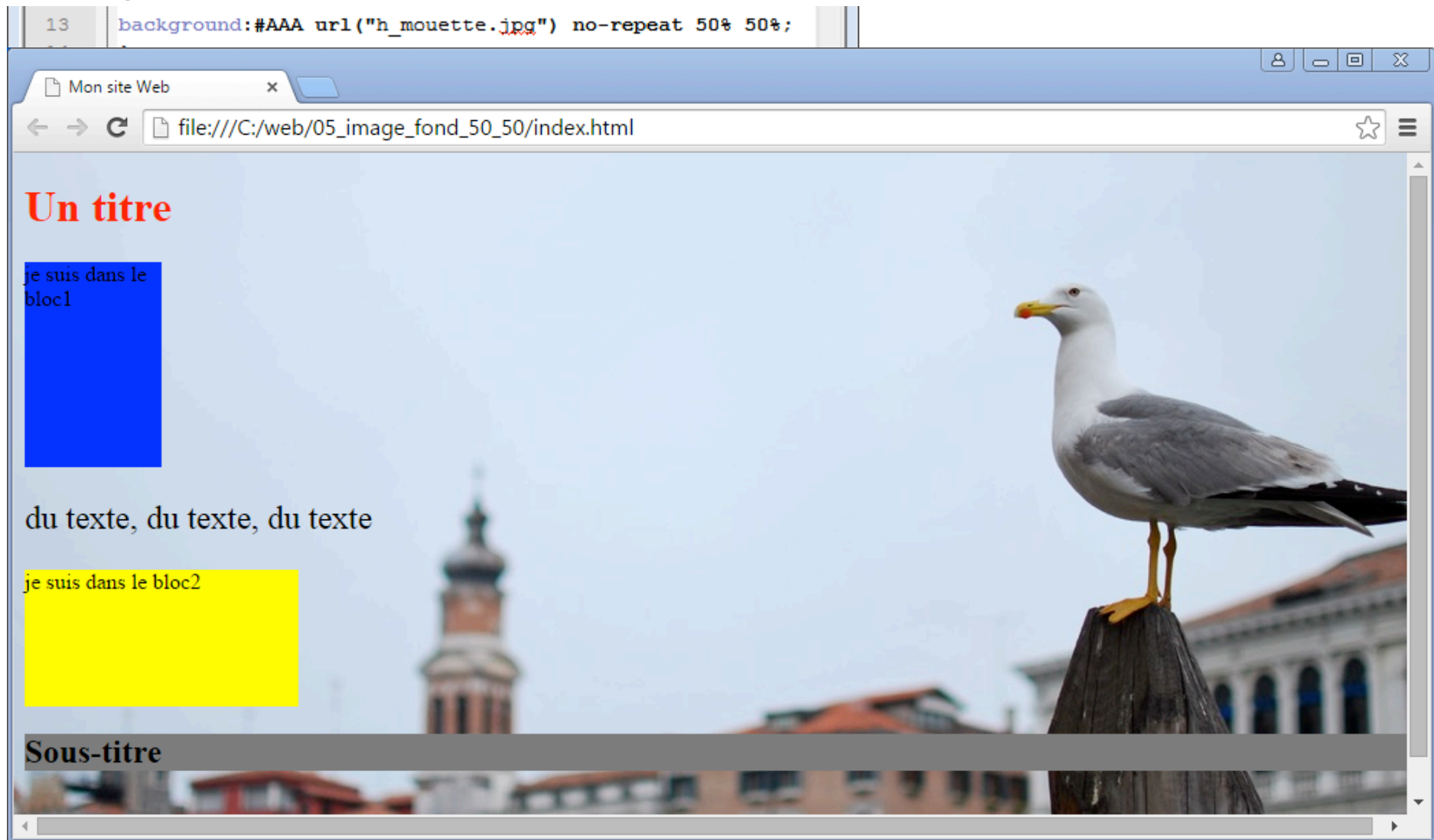
```
C:\web\04_image_fond_0_0\style.css - Notepad++
Fichier  Édition  Recherche  Affichage  Encodage  Langage  Paramétrage  Macro  Exécution  Compléments
index.html  style.css
22 #bloc2{
23 width:200px;
24 height:100px;
25 background-color:yellow;
26 }
27
28 h1{
29 color:red;
30 }
31
32 h2{
33 background-color:gray;
34 }
35
36 p{
37 font-size:24px;
38 }
```

Ln:1 Col:1 Sel: Dos\Windows    UTF-8 w



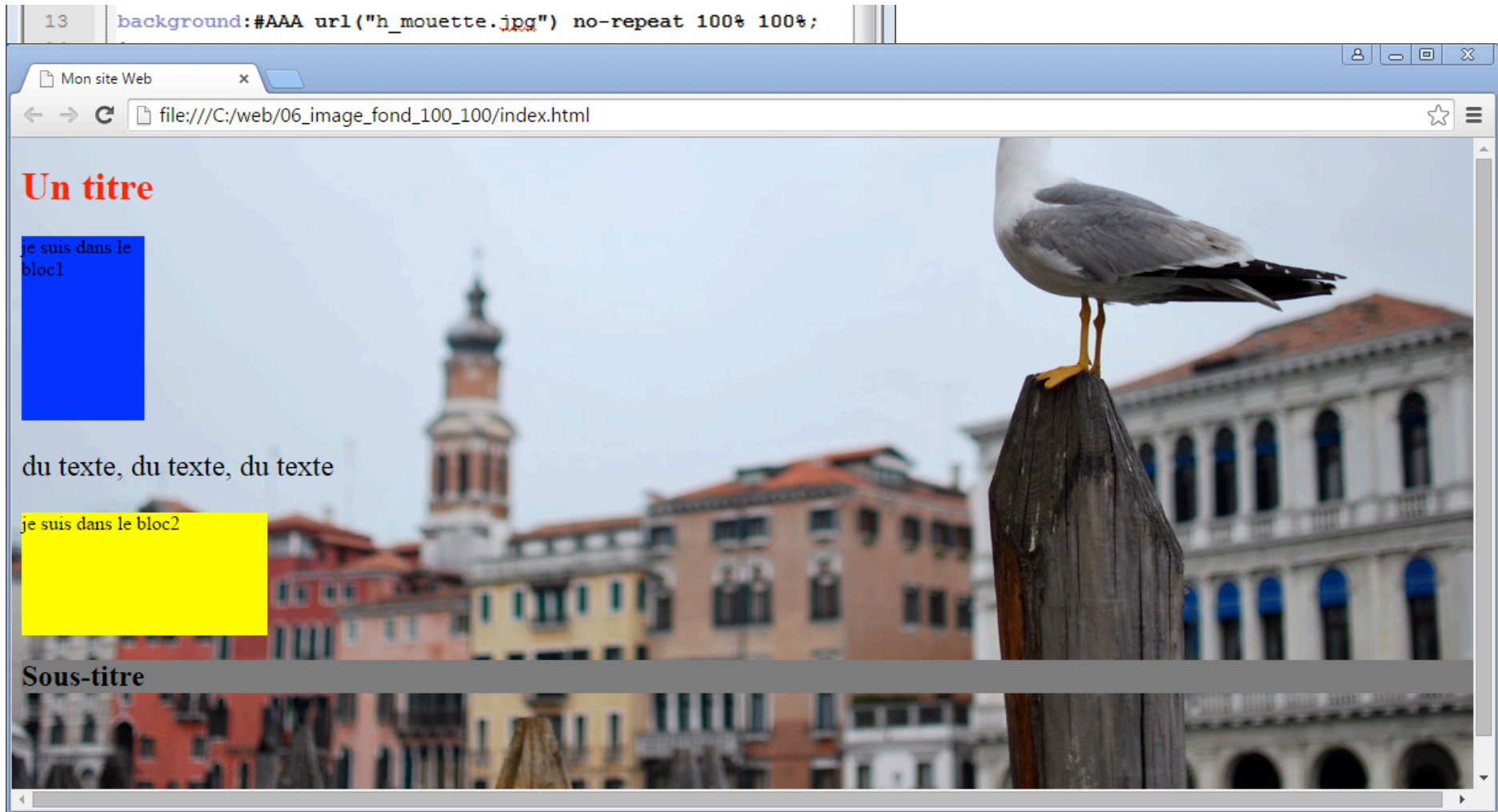


## 05\_image\_fond\_50\_50





06\_image\_fond\_100\_100





## 07\_image\_fond\_redim\_0\_0



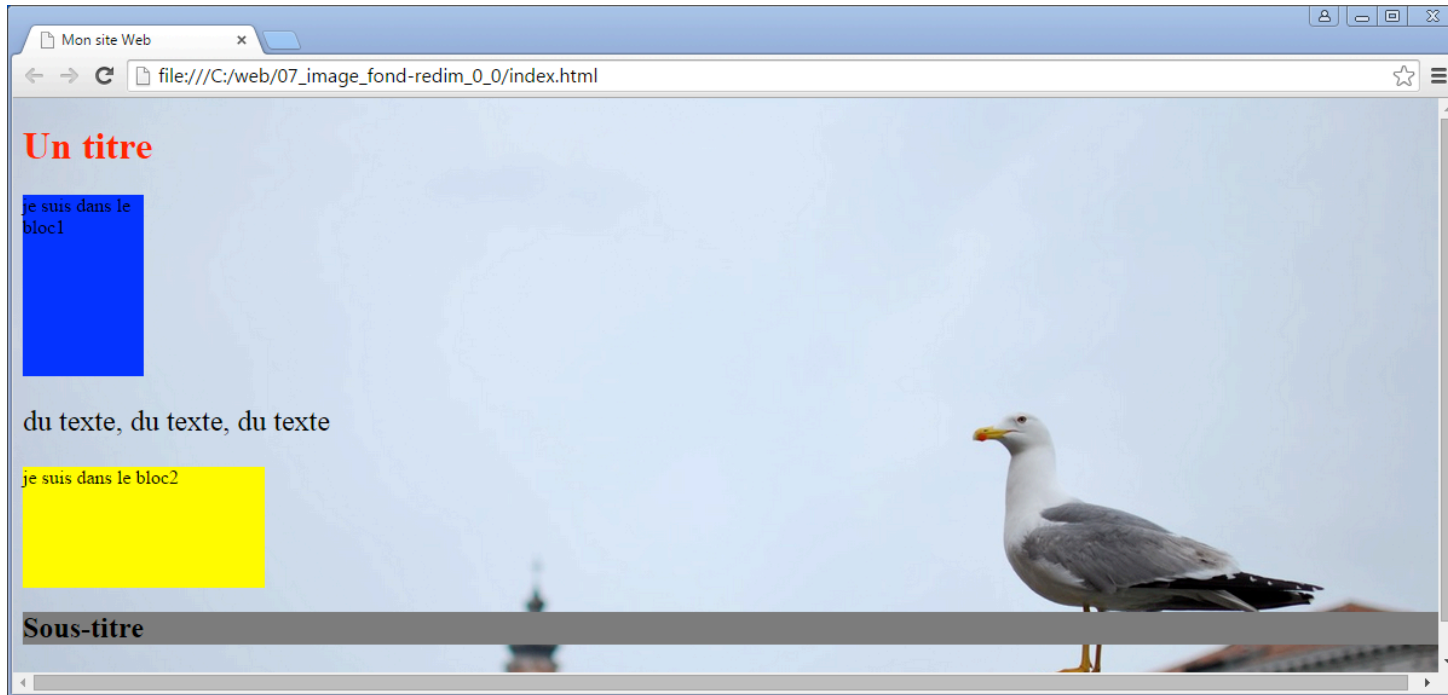
```
C:\web\07_image_fond-redim_0_0\index.html - Notepad++
Fichier  Édition  Recherche  Affichage  Encodage  Langage  Paramétrage
Macro  Exécution  Compléments  Documents  ?
index.html  style.css
1  <!doctype html>
2  <html>
3  <head>
4      <meta charset="UTF-8">
5      <title>Mon site Web</title>
6      <link rel="stylesheet" href="style.css" />
7  </head>
8
9  <body>
10     <div id="conteneur_fond"> </div>
11
12     <h1>Un titre</h1>
13     <div id="bloc1"> je suis dans le bloc1 </div>
14     <p>du texte, du texte, du texte</p>
15     <div id="bloc2"> je suis dans le bloc2 </div>
16     <h2>Sous-titre</h2>
17
18     </body>
19 </html>
Ln:1 Col:1 Sel:0|0  Dos\Windows  UTF-8 w/o BOM  INS
```

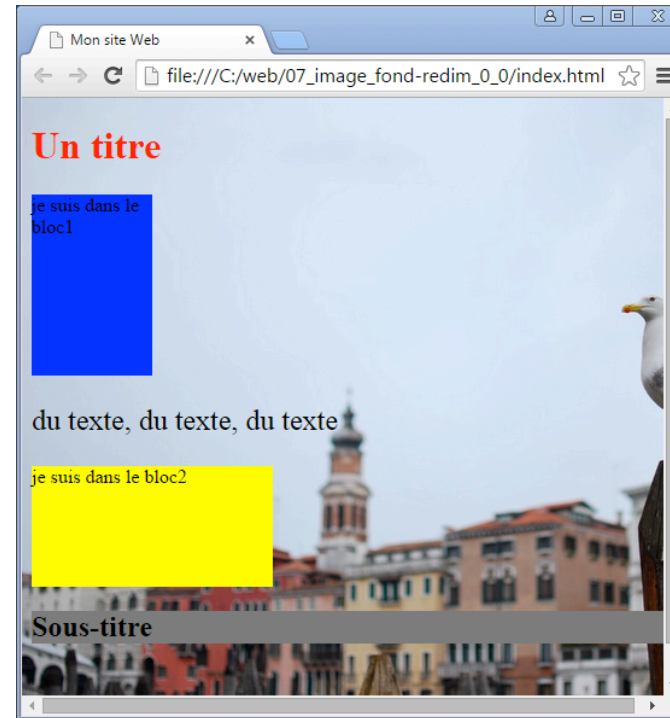
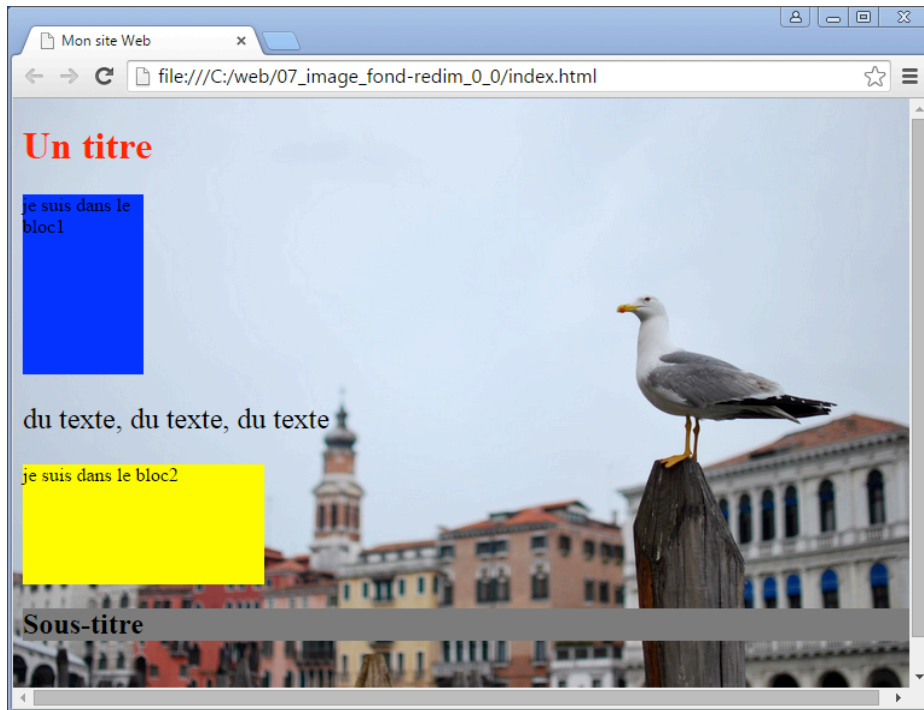
```
C:\web\07_image_fond-redim_0_0\style.css - Notepad++
Fichier  Édition  Recherche  Affichage  Encodage  Langage  Paramétrage  Macro
Exécution  Compléments  Documents  ?
index.html x style.css x
1  html, body{
2  width:100%;
3  height:100%;
4  }
5
6  #conteneur_fond{
7  width:100%;
8  height:100%;
9  position:absolute;
10 top:0px;
11 left:0px;
12 z-index:-1;
13 background:#AAA url("h_mouette.jpg") no-repeat 0% 0%;
14 background-size:cover;
15 }
16
17 #bloc1{
18 width:100px;
19 height:150px;
20 background-color:blue;
21 }
```

Ln:1 Col:1 Sel:0|0 Dos\Windows UTF-8 w/o BOM INS

```
C:\web\07_image_fond-redim_0_0\st...
Fichier  Édition  Recherche  Affichage  Encodage
Langage  Paramétrage  Macro  Exécution
Compléments  Documents  ?
index.html x style.css x
23 #bloc2{
24 width:200px;
25 height:100px;
26 background-color:yellow;
27 }
28
29 h1{
30 color:red;
31 }
32
33 h2{
34 background-color:gray;
35 }
36
37 p{
38 font-size:24px;
39 }
```

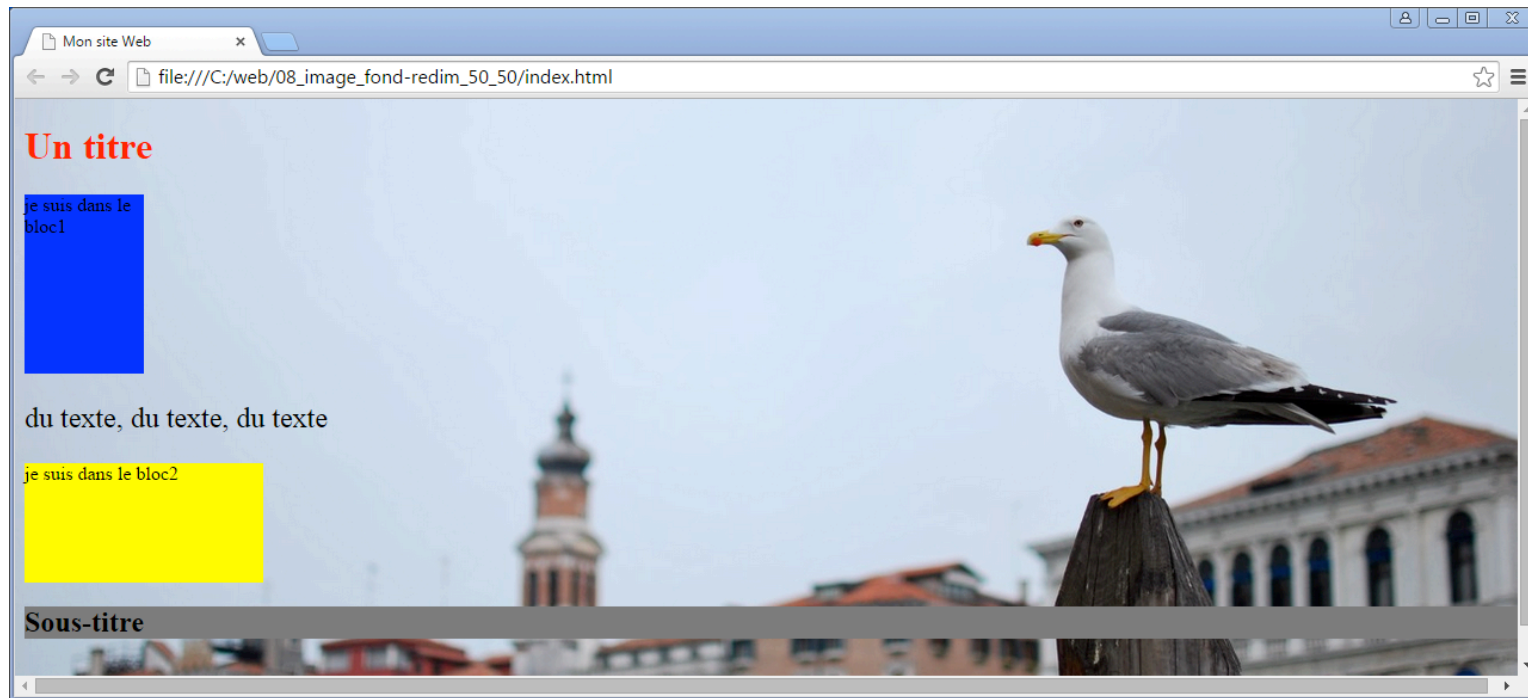
Ln:1 C Dos\Windows UTF-8 w/o BOM INS

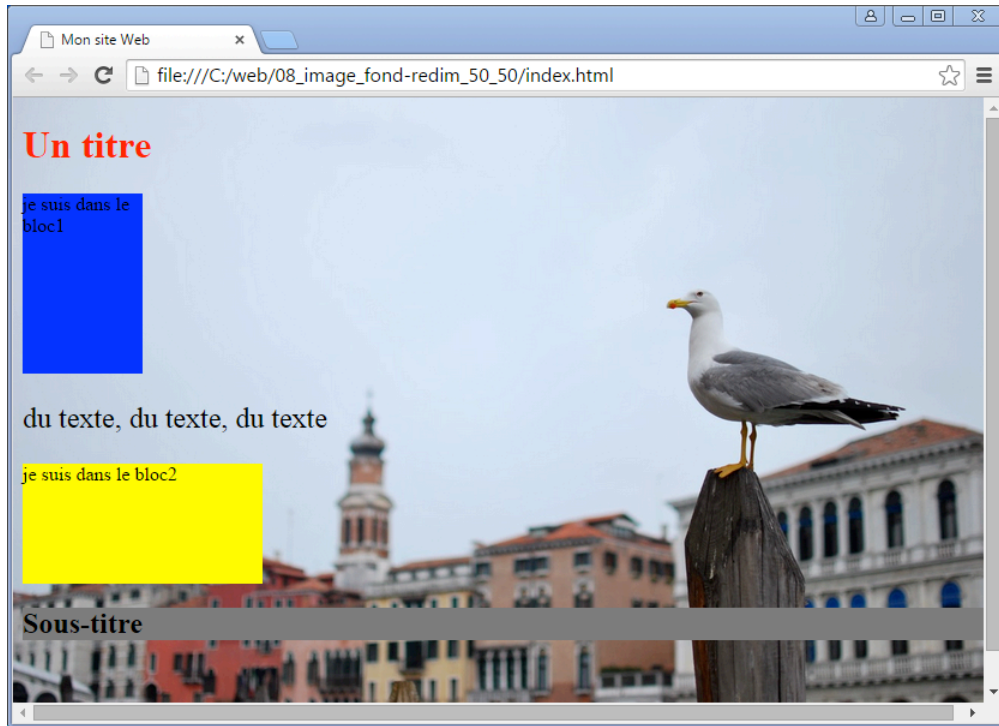




## 08\_image\_fond\_redim\_50\_50

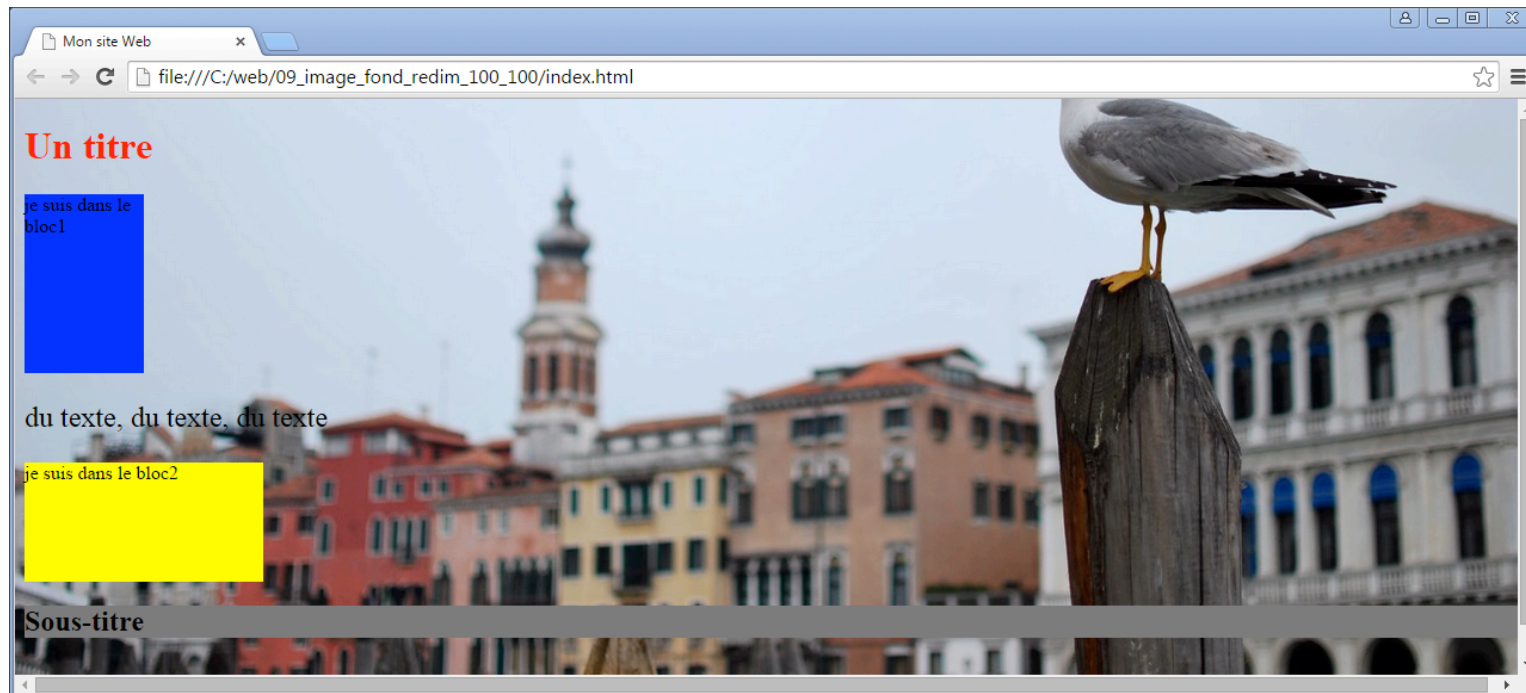
```
13 background:#AAA url("h_mouette.jpg") no-repeat 50% 50%;  
14 background-size:cover;
```

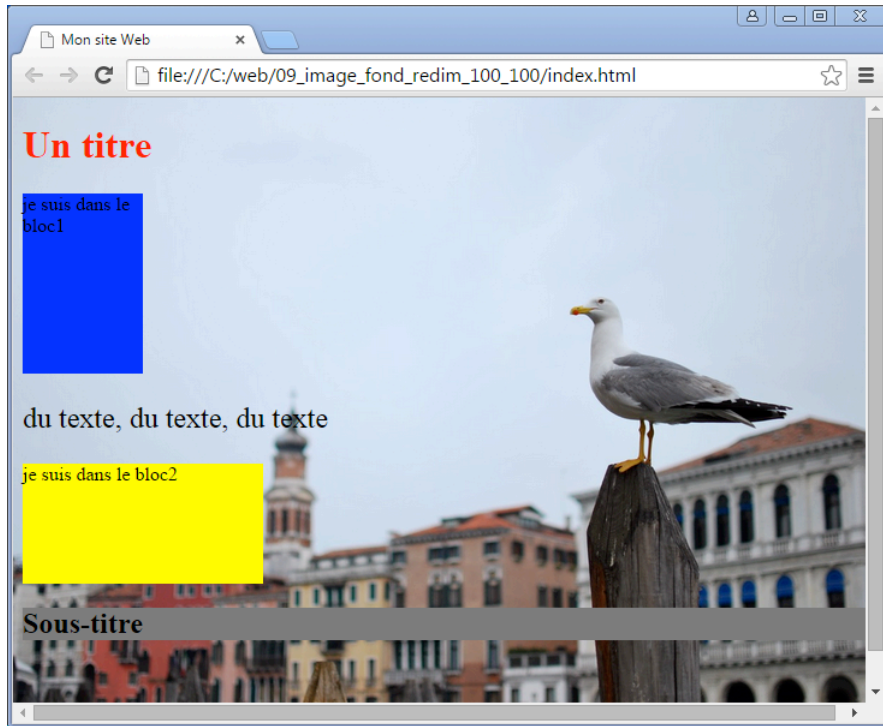




## 09\_image\_fond\_redim\_100\_100

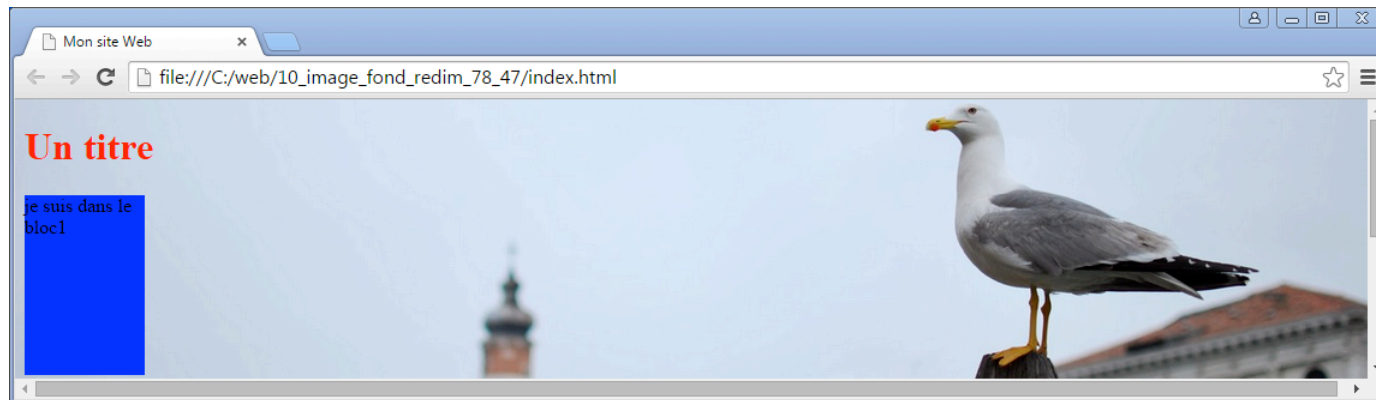
```
13 background:#AAA url("h_mouette.jpg") no-repeat 100% 100%;  
14 background-size:cover;
```

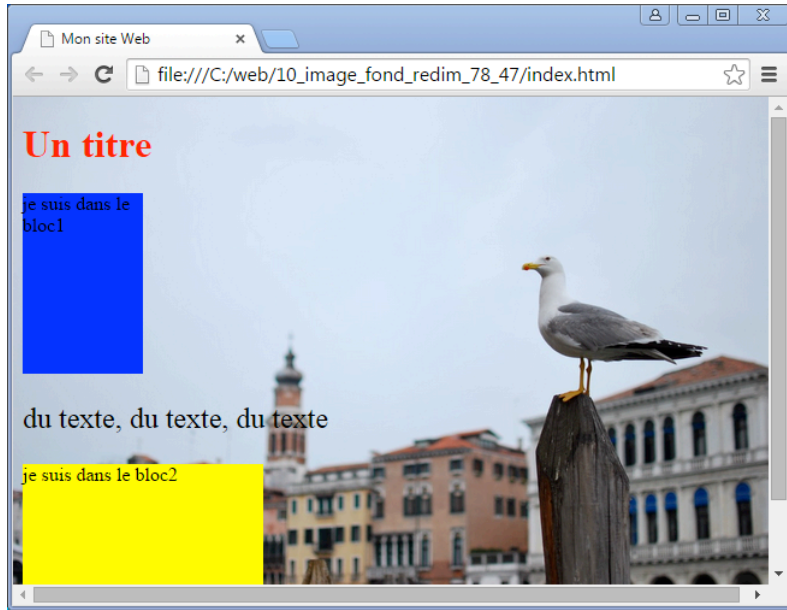




## 10\_image\_fond\_redim\_78\_47

```
13 background:#AAA url("h_mouette.jpg") no-repeat 78% 47%;
```





# 11\_class\_et\_id

```
*C:\web\11_class_et_id\index.html - Notepad++
Fichier  Édition  Recherche  Affichage  Encodage  Langage  Paramétrage  Macro  Exécution  Compléments  Documents  ?  X

style.css  index.html  X

1  <!doctype html>
2  <html>
3  <head>
4      <meta charset="UTF-8">
5      <title>Mon site Web</title>
6      <link rel="stylesheet" href="style.css" />
7  </head>
8
9  <body>
10 <h1>Ci-dessous des div avec propriétés class</h1>
11
12 <div class = "fond_blanc"> un bloc avec class fond_blanc </div>
13 <br>
14 <div class = "fond_blanc"> un autre bloc plus long avec du texte, du texte,
15     et avec class fond_blanc
16 </div>
17 <br>
18 <div class = "carre_100"> un bloc avec class carre_100 </div>
19 <br>
20 <div class = "carre_100"> un autre bloc plus long avec du texte, du texte,
21     et avec class carre_100
22 </div>
23
24 <h1>Ci-dessous des div avec propriétés id</h1>
25
26 <div id = "bleu_texte_jaune"> un bloc avec id bleu_texte_jaune </div>
27 <br>
28 <div id = "jaune_texte_bleu"> un autre bloc plus long avec du texte, du texte,
29     et avec id jaune_texte_bleu
30 </div>
31 </body>
32 </html>

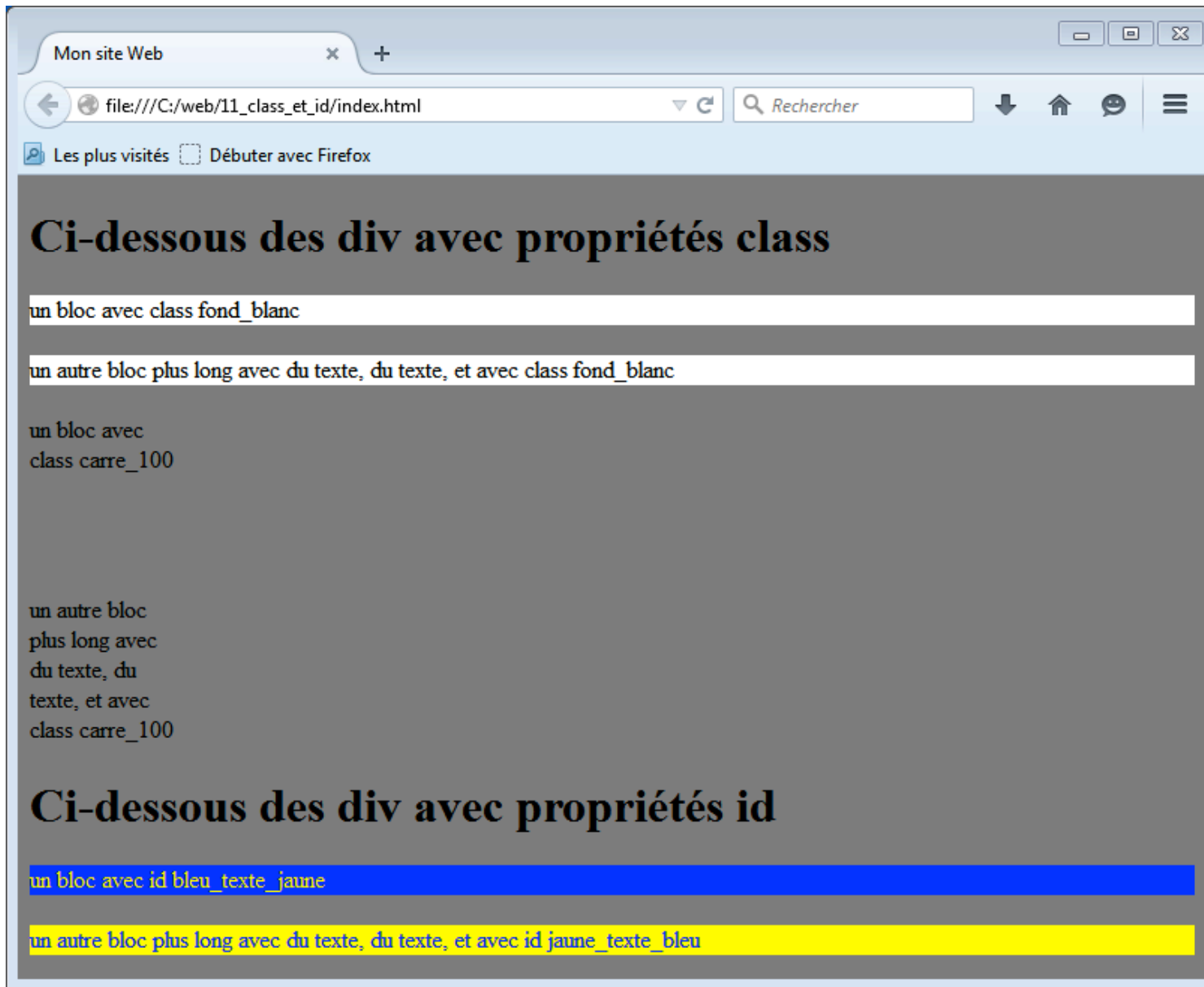
Hype length : 895  lines : 32  Ln:30  Col:13  Sel:0|0  Dos\Windows  UTF-8 w/o BOM  INS
```

```
C:\web\11_class_et_id\style.css...
Fichier  Édition  Recherche  Affichage
Encodage  Langage  Paramétrage  Macro
Exécution  Compléments  Documents  ?  X

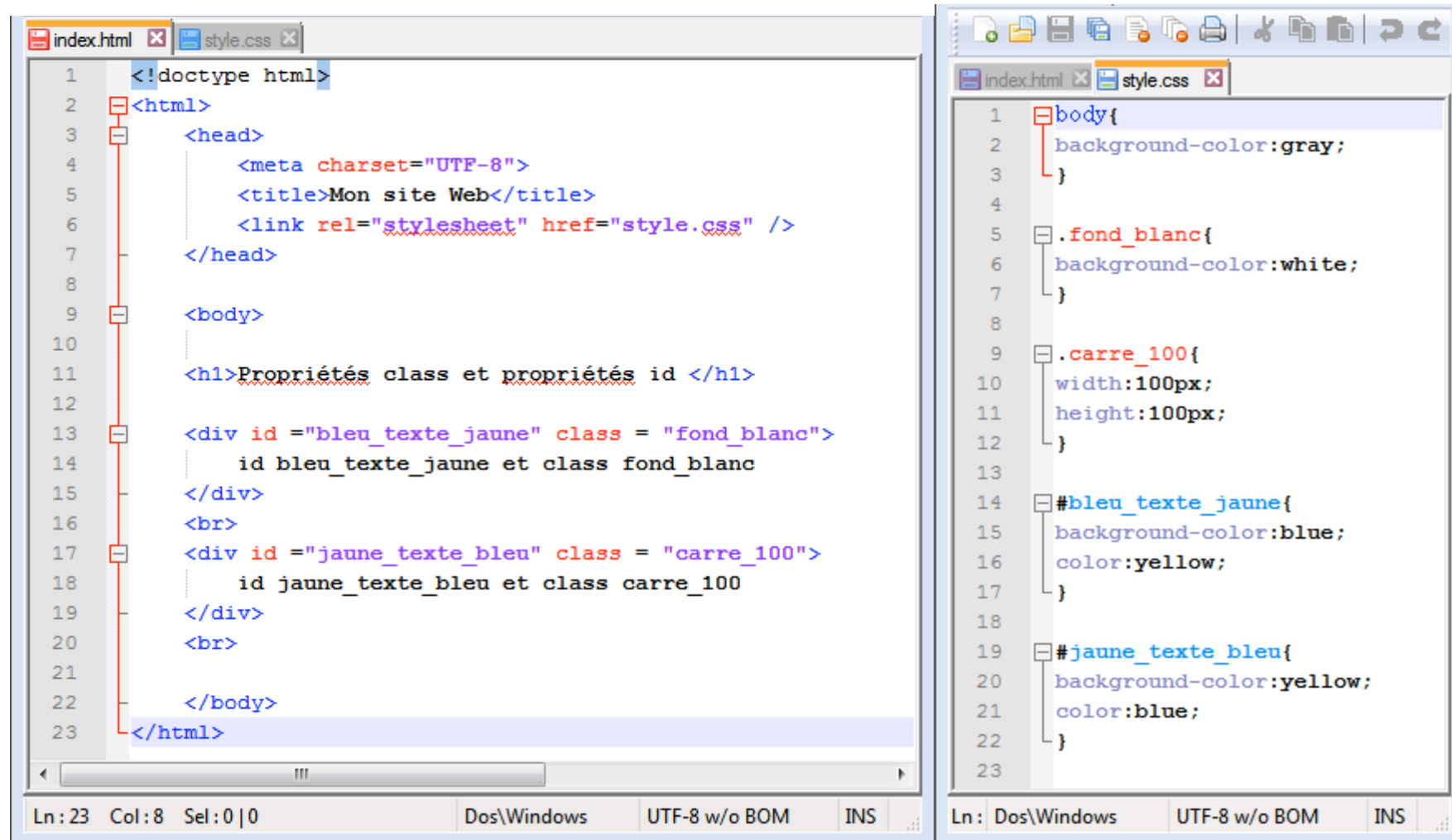
style.css  index.html  X

1  body{
2      background-color:gray;
3  }
4
5  .fond_blanc{
6      background-color:white;
7  }
8
9  .carre_100{
10     width:100px;
11     height:100px;
12 }
13
14 #bleu_texte_jaune{
15     background-color:blue;
16     color:yellow;
17 }
18
19 #jaune_texte_bleu{
20     background-color:yellow;
21     color:blue;
22 }
23

Ln Dos\Windows  UTF-8 w/o BOM  INS
```



## 12\_class\_et\_id\_v2



```
index.html x style.css x
1 <!doctype html>
2 <html>
3   <head>
4     <meta charset="UTF-8">
5     <title>Mon site Web</title>
6     <link rel="stylesheet" href="style.css" />
7   </head>
8
9   <body>
10
11   <h1>Propriétés class et propriétés id </h1>
12
13   <div id ="bleu_texte_jaune" class = "fond_blanc">
14     id bleu_texte_jaune et class fond_blanc
15   </div>
16   <br>
17   <div id ="jaune_texte_bleu" class = "carre_100">
18     id jaune_texte_bleu et class carre_100
19   </div>
20   <br>
21
22   </body>
23 </html>
Ln: 23 Col: 8 Sel: 0 | 0 Dos\Windows UTF-8 w/o BOM INS ...

index.html x style.css x
1 body{
2   background-color:gray;
3 }
4
5 .fond_blanc{
6   background-color:white;
7 }
8
9 .carre_100{
10  width:100px;
11  height:100px;
12 }
13
14 #bleu_texte_jaune{
15  background-color:blue;
16  color:yellow;
17 }
18
19 #jaune_texte_bleu{
20  background-color:yellow;
21  color:blue;
22 }
23
Ln: Dos\Windows UTF-8 w/o BOM INS ...
```



## 13\_esquisse\_trop\_simple\_manip1

```
index.html x style.css x
1 <!doctype html>
2 <html>
3 <head>
4     <meta charset="UTF-8">
5     <title>Mon site Web</title>
6     <link rel="stylesheet" href="style.css" />
7 </head>
8
9 <body>
10 <div id="conteneur_fond"> </div>
11
12 <div id="dessus"></div>
13 <h1>Mon image de fond</h1>
14 <h2>Comment l'insérer ?</h2>
15     <p> Pour insérer une image j'ai utilisé la propriété background </p>
16     <p> Pour la rendre redimensionnable j'ai utilisé la propriété background-size:cover !</p>
17 <h2>Où a-t-elle été prise ?</h2>
18     <p> En Italie, à Burano </p>
19     <p> La photo a été prise en avril 2014 pendant le voyage de rétho ;-)</p>
20
21 <div id="dessous"></div>
22 </body>
23 </html>
```

Hyper Text Markup Language length : 658 lines : 23 Ln:1 Col:1 Sel:0|0 Dos\Windows UTF-8 w/o BOM INS

```
index.html style.css
1  html, body{
2    width:100%;
3    height:100%;
4  }
5
6  #dessus{
7    height:5px;
8    width:1000px;
9    background-color: #888;
10 }
11
12 #dessous{
13   height:3px;
14   width:1000px;
15   background-color: #222;
16 }
17
18 #conteneur_fond{
19   width:100%;
20   height:100%;
21   position:absolute;
22   top:0px;
23   left:0px;
24   z-index:-1;
25   background:#AAA url("h_coloree.jpg") no-repeat 50% 50%;
26   background-size:cover;
27 }
28
```

Ln: 26 Col: 23 Sel: 0 | 0 Dos\Windows UTF-8 w/o BOM IN

```
index.html style.css
29  h1{
30    width:500px;
31    font-family:Arial;
32    font-size:24px;
33    background-color: rgba(0,0,255,0.5);
34    color:yellow;
35  }
36
37  h2{
38    width:350px;
39    font-family:Arial;
40    font-size:20px;
41    background-color: rgba(0,0,0,0.5);
42    color:white;
43  }
44
45  p{
46    font-family:Calibri;
47    width:100px;
48    font-size:16px;
49    background-color: rgba(255,255,255,0.8);
50    color:gray;
51  }
```

Ln: 26 Col: 23 Sel: 0 | 0 Dos\Windows UTF-8 w/o BOM

Mon site Web x

file:///C:/web/13\_esquisse\_manip1/index.html

## Mon image de fond

### Comment l'insérer ?


Pour insérer une image j'ai utilisé la propriété background

Pour la rendre redimensionnable j'ai utilisé la propriété background-size:cover !

### Où a-t-elle été prise ?

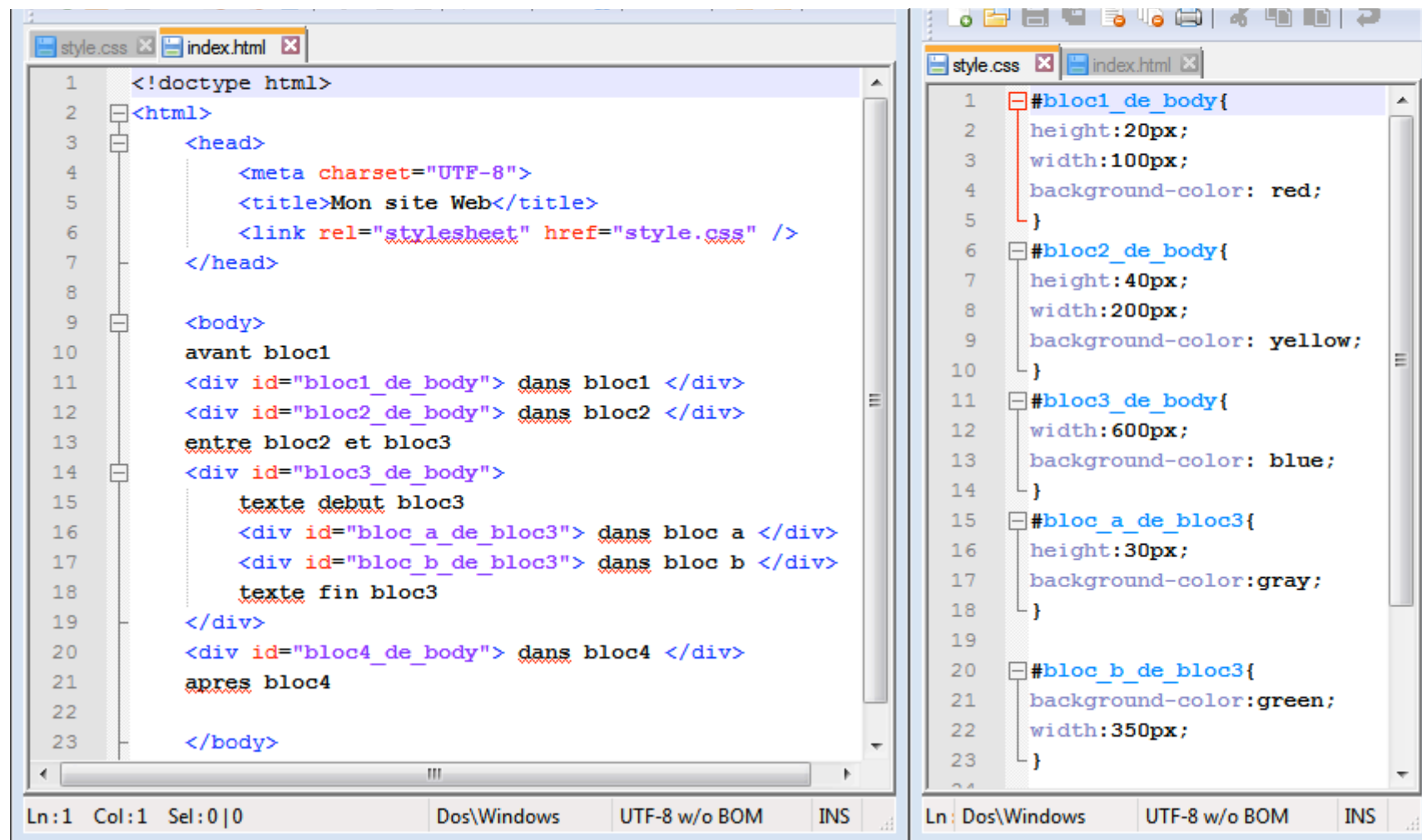
En Italie, à Burano

La photo a été prise en avril 2014 pendant le voyage de rétho ;-)

A photograph of a narrow canal in Burano, Italy, lined with colorful buildings and several small boats. The buildings are painted in various bright colors like red, yellow, green, and blue. The water is calm, reflecting the buildings and the sky. Several small motorboats are docked along the canal. The scene is a typical view of the colorful island of Burano.



## 14\_flux\_normal



The image displays two side-by-side screenshots of a code editor, likely Notepad++, showing HTML and CSS code for a web page layout. The left window shows the HTML code, and the right window shows the CSS code.

**HTML Code (Left Window):**

```
1 <!doctype html>
2 <html>
3   <head>
4     <meta charset="UTF-8">
5     <title>Mon site Web</title>
6     <link rel="stylesheet" href="style.css" />
7   </head>
8
9   <body>
10  avant bloc1
11  <div id="bloc1_de_body"> dans bloc1 </div>
12  <div id="bloc2_de_body"> dans bloc2 </div>
13  entre bloc2 et bloc3
14  <div id="bloc3_de_body">
15    texte debut bloc3
16    <div id="bloc_a_de_bloc3"> dans bloc a </div>
17    <div id="bloc_b_de_bloc3"> dans bloc b </div>
18    texte fin bloc3
19  </div>
20  <div id="bloc4_de_body"> dans bloc4 </div>
21  apres bloc4
22
23 </body>
```

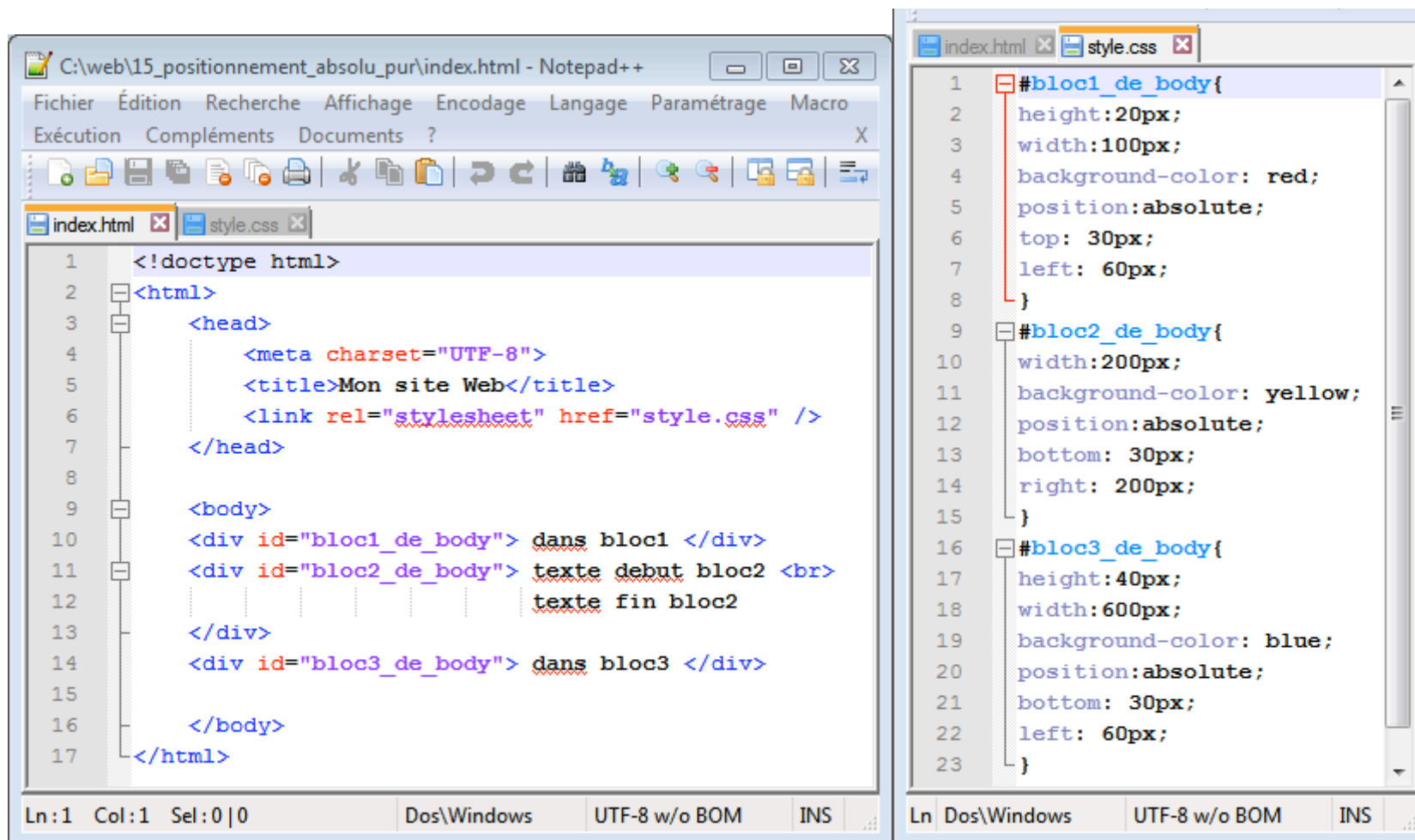
**CSS Code (Right Window):**

```
1 #bloc1_de_body{
2   height:20px;
3   width:100px;
4   background-color: red;
5 }
6 #bloc2_de_body{
7   height:40px;
8   width:200px;
9   background-color: yellow;
10 }
11 #bloc3_de_body{
12   width:600px;
13   background-color: blue;
14 }
15 #bloc_a_de_bloc3{
16   height:30px;
17   background-color:gray;
18 }
19
20 #bloc_b_de_bloc3{
21   background-color:green;
22   width:350px;
23 }
```

The status bar at the bottom of both windows shows: Ln:1 Col:1 Sel:0|0, Dos\Windows, UTF-8 w/o BOM, and INS.



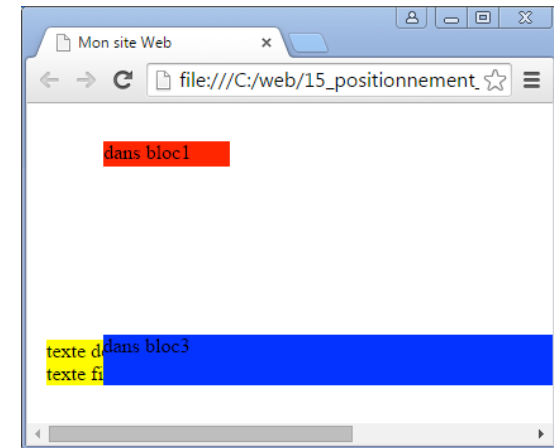
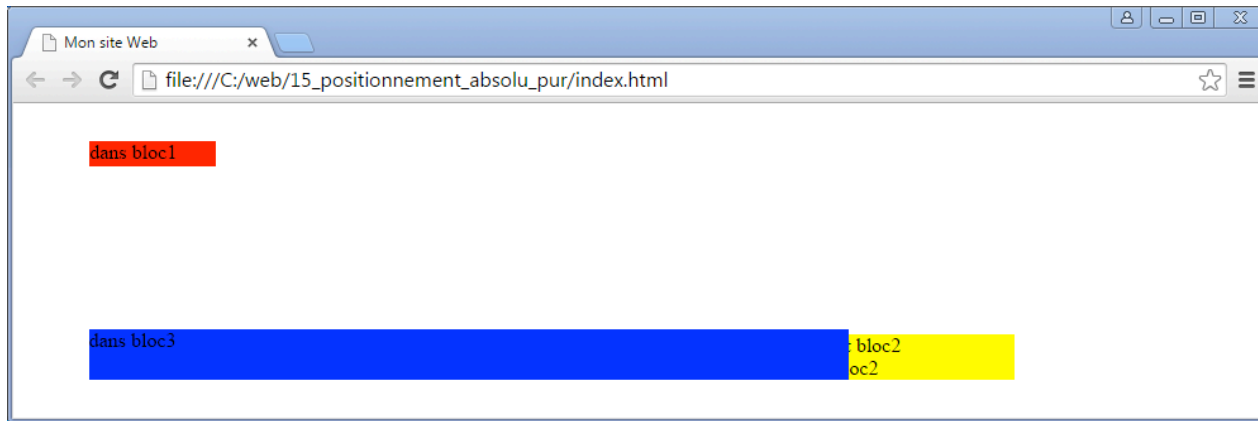
## 15\_positonnement\_absolu\_pur



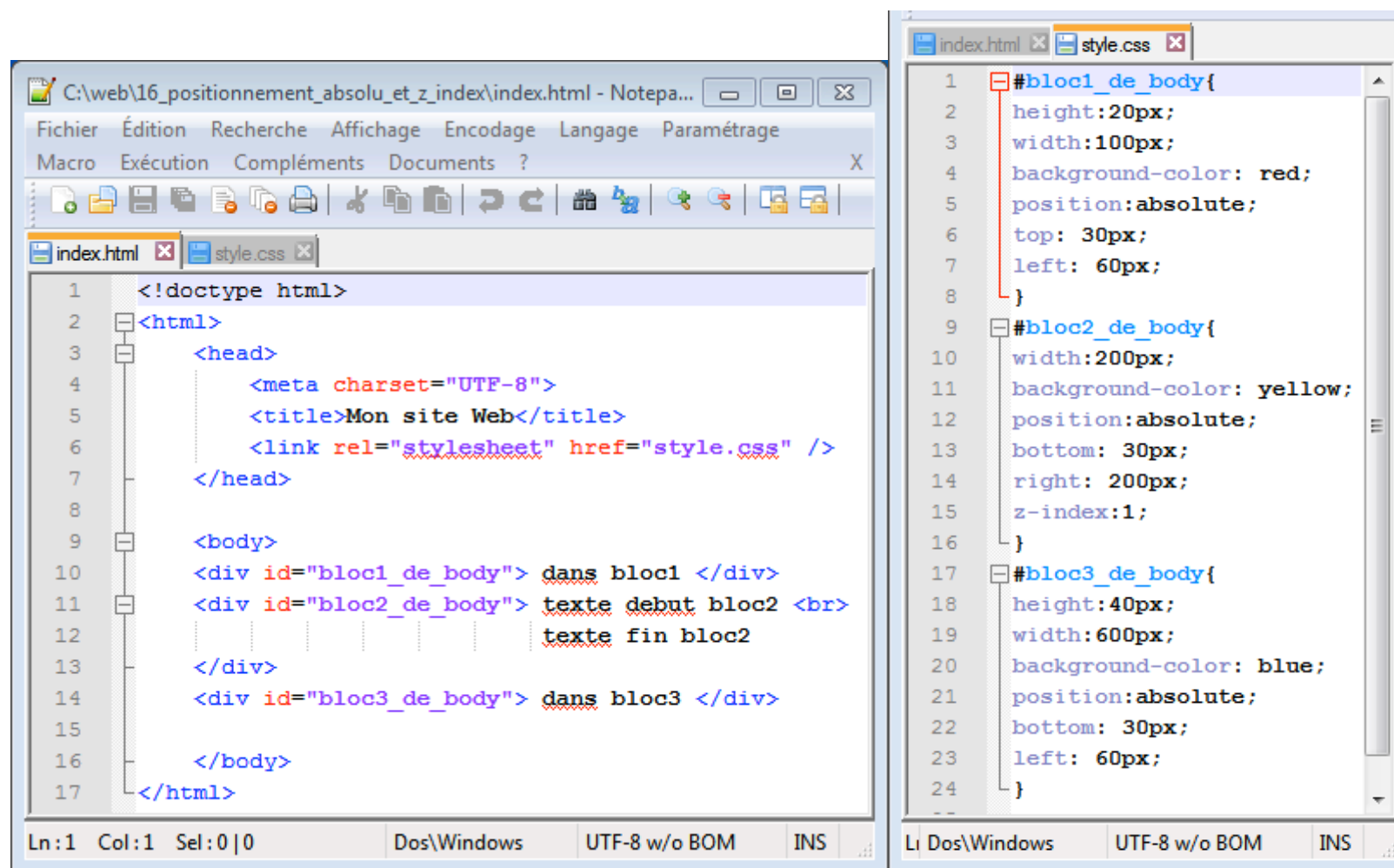
The image shows two Notepad++ windows side-by-side. The left window displays the HTML code for 'index.html', and the right window displays the CSS code for 'style.css'. The HTML code defines three absolute blocks: 'bloc1\_de\_body' (red background, 100px wide, 20px high, top: 30px, left: 60px), 'bloc2\_de\_body' (yellow background, 200px wide, 30px from bottom, right: 200px), and 'bloc3\_de\_body' (blue background, 600px wide, 40px high, 30px from bottom, left: 60px). The CSS code defines the styles for these blocks.

```
C:\web\15_positionnement_absolu_pur\index.html - Notepad++
Fichier  Édition  Recherche  Affichage  Encodage  Langage  Paramétrage  Macro
Exécution  Compléments  Documents  ?
index.html  style.css
1  <!doctype html>
2  <html>
3  <head>
4      <meta charset="UTF-8">
5      <title>Mon site Web</title>
6      <link rel="stylesheet" href="style.css" />
7  </head>
8
9  <body>
10     <div id="bloc1_de_body"> dans bloc1 </div>
11     <div id="bloc2_de_body"> texte debut bloc2 <br>
12         texte fin bloc2
13     </div>
14     <div id="bloc3_de_body"> dans bloc3 </div>
15
16 </body>
17 </html>
Ln:1 Col:1 Sel:0|0 Dos\Windows UTF-8 w/o BOM INS

index.html  style.css
1  #bloc1_de_body{
2     height:20px;
3     width:100px;
4     background-color: red;
5     position:absolute;
6     top: 30px;
7     left: 60px;
8  }
9  #bloc2_de_body{
10     width:200px;
11     background-color: yellow;
12     position:absolute;
13     bottom: 30px;
14     right: 200px;
15  }
16 #bloc3_de_body{
17     height:40px;
18     width:600px;
19     background-color: blue;
20     position:absolute;
21     bottom: 30px;
22     left: 60px;
23 }
```



## 16\_positonnement\_absolu\_et\_z\_index



The image shows two Notepad++ windows side-by-side. The left window displays the HTML code for 'index.html', and the right window displays the CSS code for 'style.css'. The HTML code defines three absolute blocks with IDs 'bloc1\_de\_body', 'bloc2\_de\_body', and 'bloc3\_de\_body'. The CSS code defines the styles for these blocks, including height, width, background-color, position, top, left, bottom, right, and z-index.

```
1 <!doctype html>
2 <html>
3 <head>
4     <meta charset="UTF-8">
5     <title>Mon site Web</title>
6     <link rel="stylesheet" href="style.css" />
7 </head>
8
9 <body>
10 <div id="bloc1_de_body"> dans bloc1 </div>
11 <div id="bloc2_de_body"> texte debut bloc2 <br>
12     texte fin bloc2
13 </div>
14 <div id="bloc3_de_body"> dans bloc3 </div>
15
16 </body>
17 </html>
```

```
1 #bloc1_de_body{
2     height:20px;
3     width:100px;
4     background-color: red;
5     position:absolute;
6     top: 30px;
7     left: 60px;
8 }
9 #bloc2_de_body{
10     width:200px;
11     background-color: yellow;
12     position:absolute;
13     bottom: 30px;
14     right: 200px;
15     z-index:1;
16 }
17 #bloc3_de_body{
18     height:40px;
19     width:600px;
20     background-color: blue;
21     position:absolute;
22     bottom: 30px;
23     left: 60px;
24 }
```



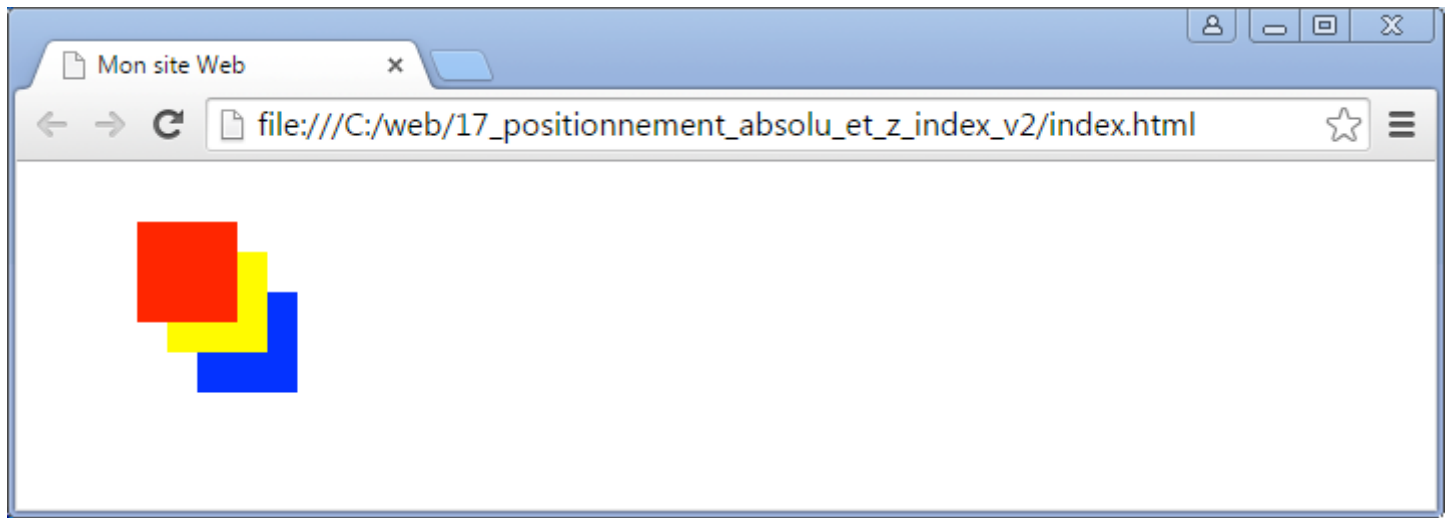
## 17\_positonnement\_absolu\_et\_z\_index\_v2

```
C:\web\17_positionnement_absolu_et_z_index_v2\index.html - N...
Fichier  Édition  Recherche  Affichage  Encodage  Langage  Paramétrage
Macro  Exécution  Compléments  Documents  ?
index.html  style.css
1  <!doctype html>
2  <html>
3  <head>
4      <meta charset="UTF-8">
5      <title>Mon site Web</title>
6      <link rel="stylesheet" href="style.css" />
7  </head>
8
9  <body>
10     <div id="bloc_a"> </div>
11     <div id="bloc_b"> </div>
12     <div id="bloc_c"> </div>
13
14 </body>
15 </html>
```

Ln:1 Col:1 Sel:0|0 Dos\Windows UTF-8 w/o BOM INS

```
index.html  style.css
1  #bloc_a{
2     height:50px;
3     width:50px;
4     background-color: red;
5     position:absolute;
6     top: 30px;
7     left: 60px;
8     z-index:3;
9  }
10 #bloc_b{
11     height:50px;
12     width:50px;
13     background-color: yellow;
14     position:absolute;
15     top: 45px;
16     left: 75px;
17     z-index:2;
18 }
19 #bloc_c{
20     height:50px;
21     width:50px;
22     background-color: blue;
23     position:absolute;
24     top: 65px;
25     left: 90px;
26     z-index:1;
27 }
```

Ln Dos\Windows UTF-8 w/o BOM INS



## 18\_flux\_normal\_et\_margin

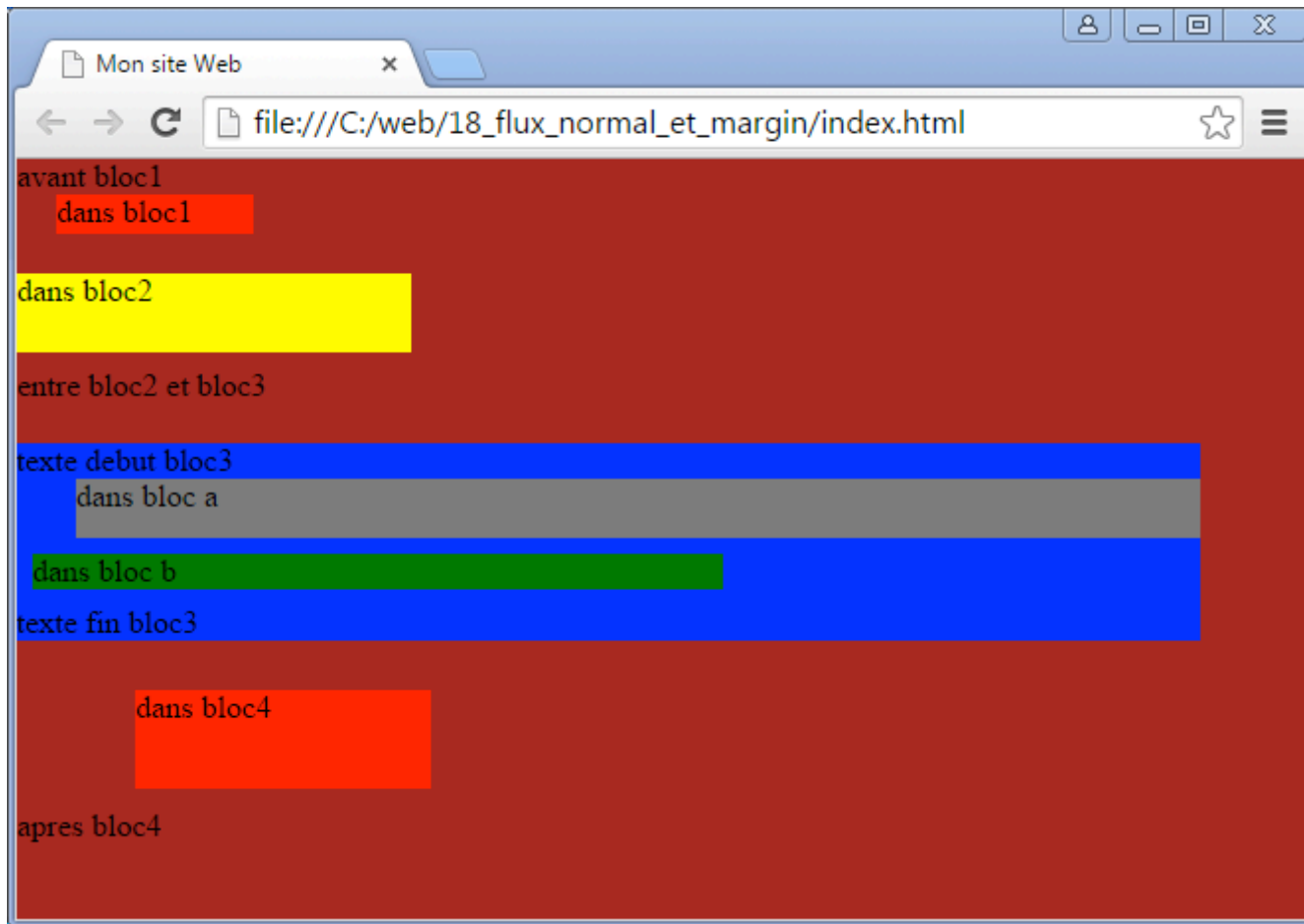
```
index.html x style.css x
<!doctype html>
<html>
  <head>
    <meta charset="UTF-8">
    <title>Mon site Web</title>
    <link rel="stylesheet" href="style.css" />
  </head>
  <body>
    avant bloc1
    <div id="bloc1_de_body" > dans bloc1 </div>
    <div id="bloc2_de_body" > dans bloc2 </div>
    entre bloc2 et bloc3
    <div id="bloc3_de_body">
      texte debut bloc3
      <div id="bloc_a_de_bloc3" > dans bloc a </div>
      <div id="bloc_b_de_bloc3" > dans bloc b </div>
      texte fin bloc3
    </div>
    <div id="bloc4_de_body" > dans bloc4 </div>
    apres bloc4

  </body>
</html>
```

```
index.html x style.css x
1 body,html{
2   height:100%;
3   width:100%;
4   background-color:brown;
5   padding:0px;
6   margin:0px;
7 }
8
9 #bloc1_de_body{
10  height:20px;
11  width:100px;
12  background-color: red;
13  margin-left:20px;
14  margin-bottom:20px;
15 }
16 #bloc2_de_body{
17  height:40px;
18  width:200px;
19  background-color: yellow;
20  margin-top:8px;
21  margin-bottom:8px;
22 }
```

```
index.html x style.css x
23 #bloc3_de_body{
24   width:600px;
25   background-color: blue;
26   margin-top:20px;
27 }
28 #bloc_a_de_bloc3{
29   height:30px;
30   background-color:gray;
31   margin-left:30px;
32 }
33
34 #bloc_b_de_bloc3{
35   background-color:green;
36   width:350px;
37   margin:8px;
38 }
39
40 #bloc4_de_body{
41   height:50px;
42   width:150px;
43   background-color: red;
44   margin:25px 0px 10px 60px;
45 }
```

1 Sel: 0 | 0    Dos\Windows    UTF-8 w/o BOM    INS    Dos\Windows    UTF-8 w/o BOM    INS    Dos\Windows    UTF-8 w/o BOM    INS



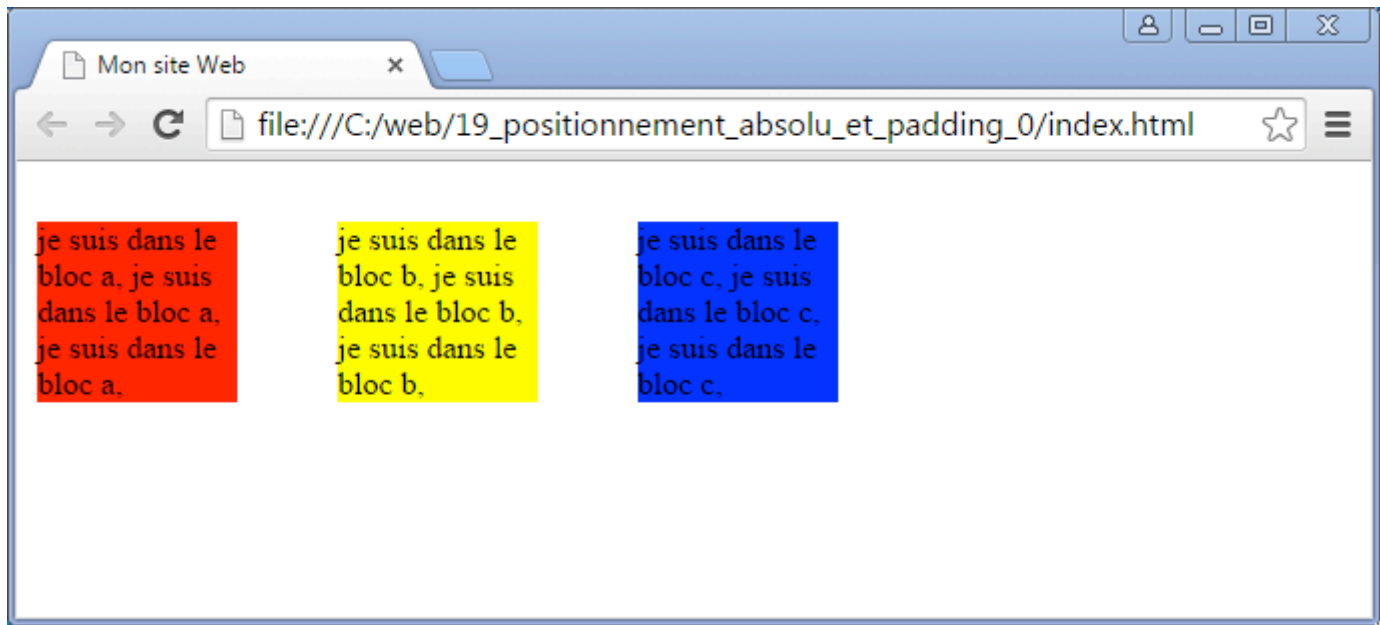
## 19\_positionnement\_absolu\_et\_padding\_0

```
index.html x style.css x
1 <!doctype html>
2 <html>
3 <head>
4 <meta charset="UTF-8">
5 <title>Mon site Web</title>
6 <link rel="stylesheet" href="style.css" />
7 </head>
8
9 <body>
10 <div id="bloc_a">
11 je suis dans le bloc a,
12 je suis dans le bloc a,
13 je suis dans le bloc a,
14 </div>
15 <div id="bloc_b">
16 je suis dans le bloc b,
17 je suis dans le bloc b,
18 je suis dans le bloc b,
19 </div>
20 <div id="bloc_c">
21 je suis dans le bloc c,
22 je suis dans le bloc c,
23 je suis dans le bloc c,
24 </div>
25
26 </body>
27 </html>
```

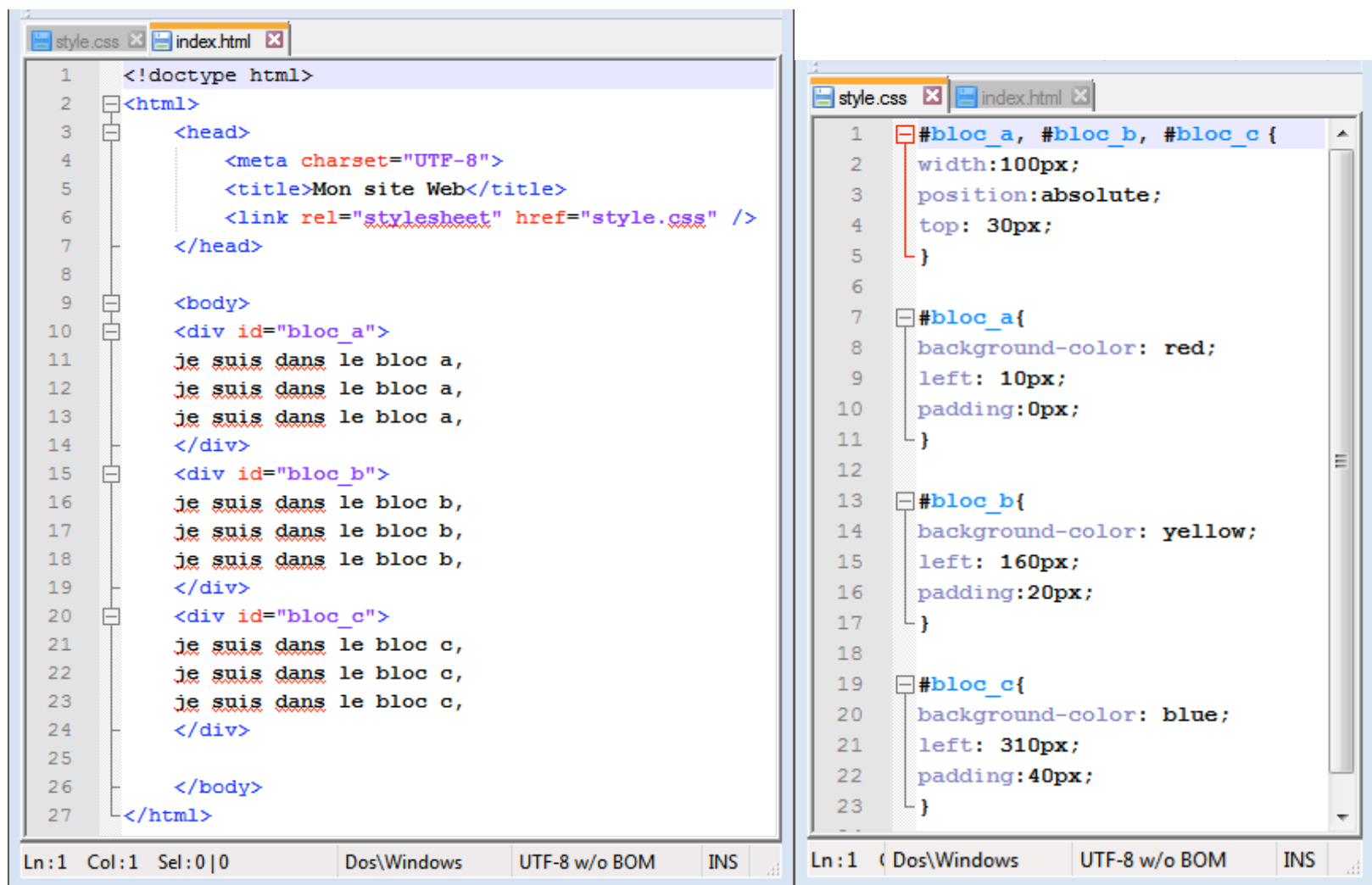
Ln:1 Col:1 Sel:0|0 Dos\Windows UTF-8 w/o BOM INS

```
index.html x style.css x
1 #bloc_a, #bloc_b, #bloc_c {
2 width:100px;
3 position:absolute;
4 top: 30px;
5 }
6
7 #bloc_a{
8 background-color: red;
9 left: 10px;
10 padding:0px;
11 }
12
13 #bloc_b{
14 background-color: yellow;
15 left: 160px;
16 padding:0px;
17 }
18
19 #bloc_c{
20 background-color: blue;
21 left: 310px;
22 padding:0px;
23 }
```

Ln:1 C: Dos\Windows UTF-8 w/o BOM INS



## 20\_positionnement\_absolu\_et\_padding\_globaux



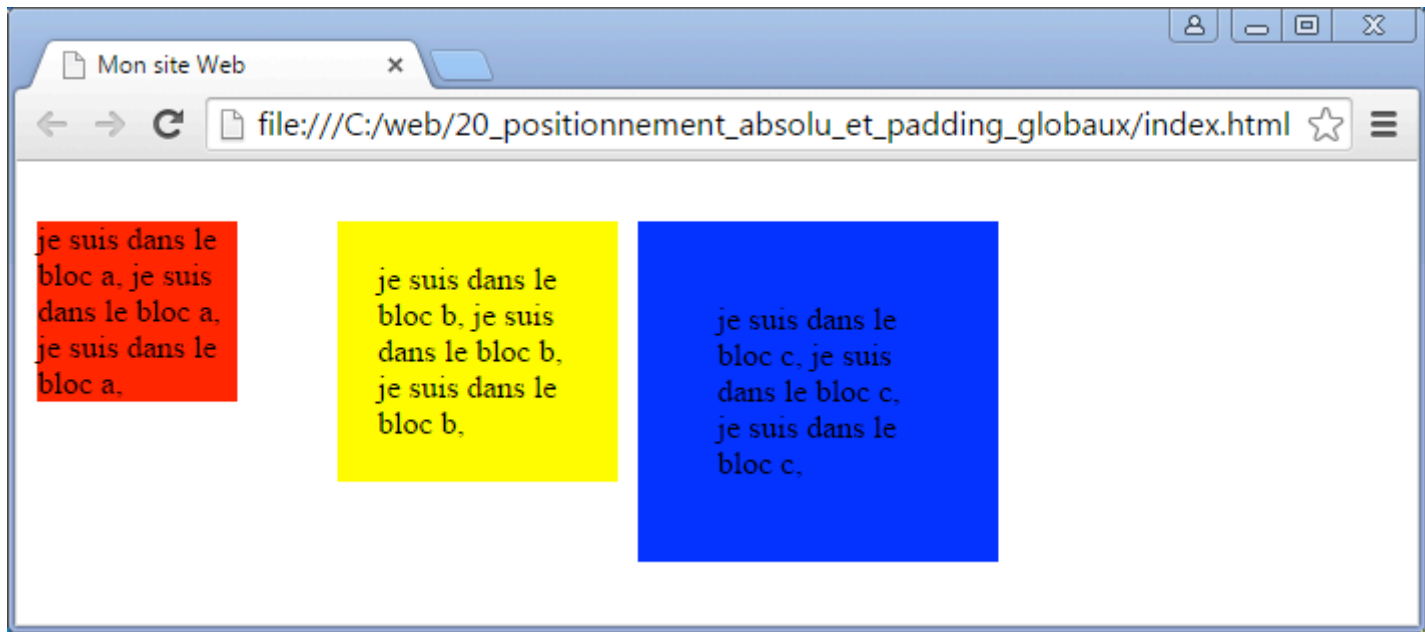
The image shows two side-by-side screenshots of a code editor. The left screenshot displays the HTML code for an index.html file, and the right screenshot displays the CSS code for a style.css file. Both files are open in the same editor window, as indicated by the tabs at the top.

```
Ln:1 Col:1 Sel:0|0 Dos\Windows UTF-8 w/o BOM INS ...
```

```
1 <!doctype html>
2 <html>
3   <head>
4     <meta charset="UTF-8">
5     <title>Mon site Web</title>
6     <link rel="stylesheet" href="style.css" />
7   </head>
8
9   <body>
10    <div id="bloc_a">
11      je suis dans le bloc a,
12      je suis dans le bloc a,
13      je suis dans le bloc a,
14    </div>
15    <div id="bloc_b">
16      je suis dans le bloc b,
17      je suis dans le bloc b,
18      je suis dans le bloc b,
19    </div>
20    <div id="bloc_c">
21      je suis dans le bloc c,
22      je suis dans le bloc c,
23      je suis dans le bloc c,
24    </div>
25
26  </body>
27 </html>
```

```
Ln:1 ( Dos\Windows UTF-8 w/o BOM INS ...
```

```
1 #bloc_a, #bloc_b, #bloc_c {
2   width:100px;
3   position:absolute;
4   top: 30px;
5 }
6
7 #bloc_a{
8   background-color: red;
9   left: 10px;
10  padding:0px;
11 }
12
13 #bloc_b{
14   background-color: yellow;
15   left: 160px;
16   padding:20px;
17 }
18
19 #bloc_c{
20   background-color: blue;
21   left: 310px;
22   padding:40px;
23 }
```



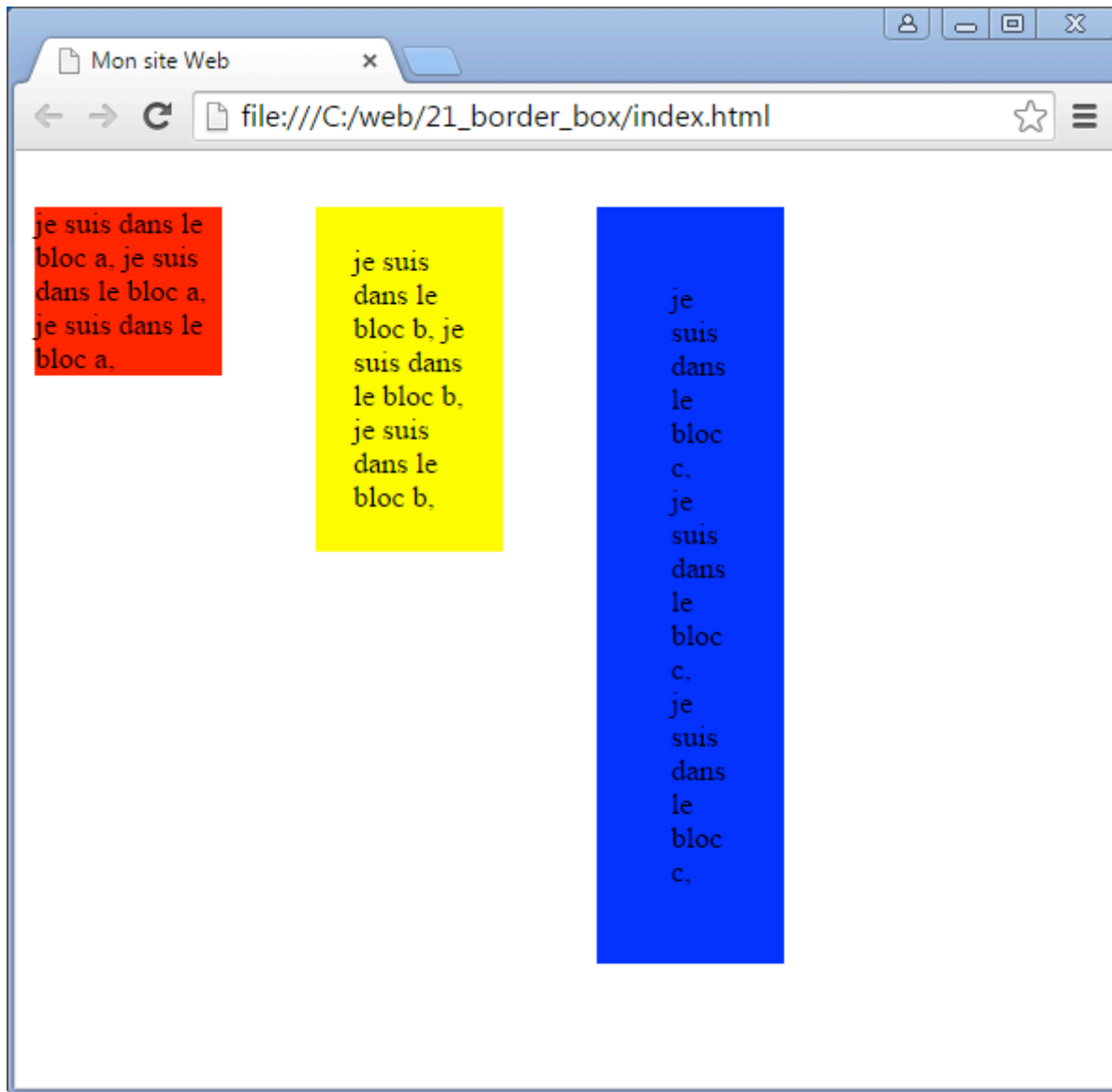
## 21\_border\_box

```
index.html x style.css x
1 <!doctype html>
2 <html>
3   <head>
4     <meta charset="UTF-8">
5     <title>Mon site Web</title>
6     <link rel="stylesheet" href="style.css" />
7   </head>
8
9   <body>
10    <div id="bloc_a">
11      je suis dans le bloc a,
12      je suis dans le bloc a,
13      je suis dans le bloc a,
14    </div>
15    <div id="bloc_b">
16      je suis dans le bloc b,
17      je suis dans le bloc b,
18      je suis dans le bloc b,
19    </div>
20    <div id="bloc_c">
21      je suis dans le bloc c,
22      je suis dans le bloc c,
23      je suis dans le bloc c,
24    </div>
25
26  </body>
27 </html>
```

Ln:1 Col:1 Sel:0|0 Dos\Windows UTF-8 w/o BOM INS

```
index.html x style.css x
1 #bloc_a, #bloc_b, #bloc_c {
2   box-sizing: border-box;
3   width: 100px;
4   position: absolute;
5   top: 30px;
6 }
7
8 #bloc_a {
9   background-color: red;
10  left: 10px;
11  padding: 0px;
12 }
13
14 #bloc_b {
15   background-color: yellow;
16   left: 160px;
17   padding: 20px;
18 }
19
20 #bloc_c {
21   background-color: blue;
22   left: 310px;
23   padding: 40px;
24 }
25
```

Ln: 25 Dos\Windows UTF-8 w/o BOM INS



je suis dans le bloc a, je suis dans le bloc a, je suis dans le bloc a.

je suis dans le bloc b, je suis dans le bloc b, je suis dans le bloc b,

je suis dans le bloc c, je suis dans le bloc c, je suis dans le bloc c,

## 22\_flux\_normal\_et\_padding

```
style.css x
<!doctype html>
<html>
  <head>
    <meta charset="UTF-8">
    <title>Mon site Web</title>
    <link rel="stylesheet" href="style.css" />
  </head>

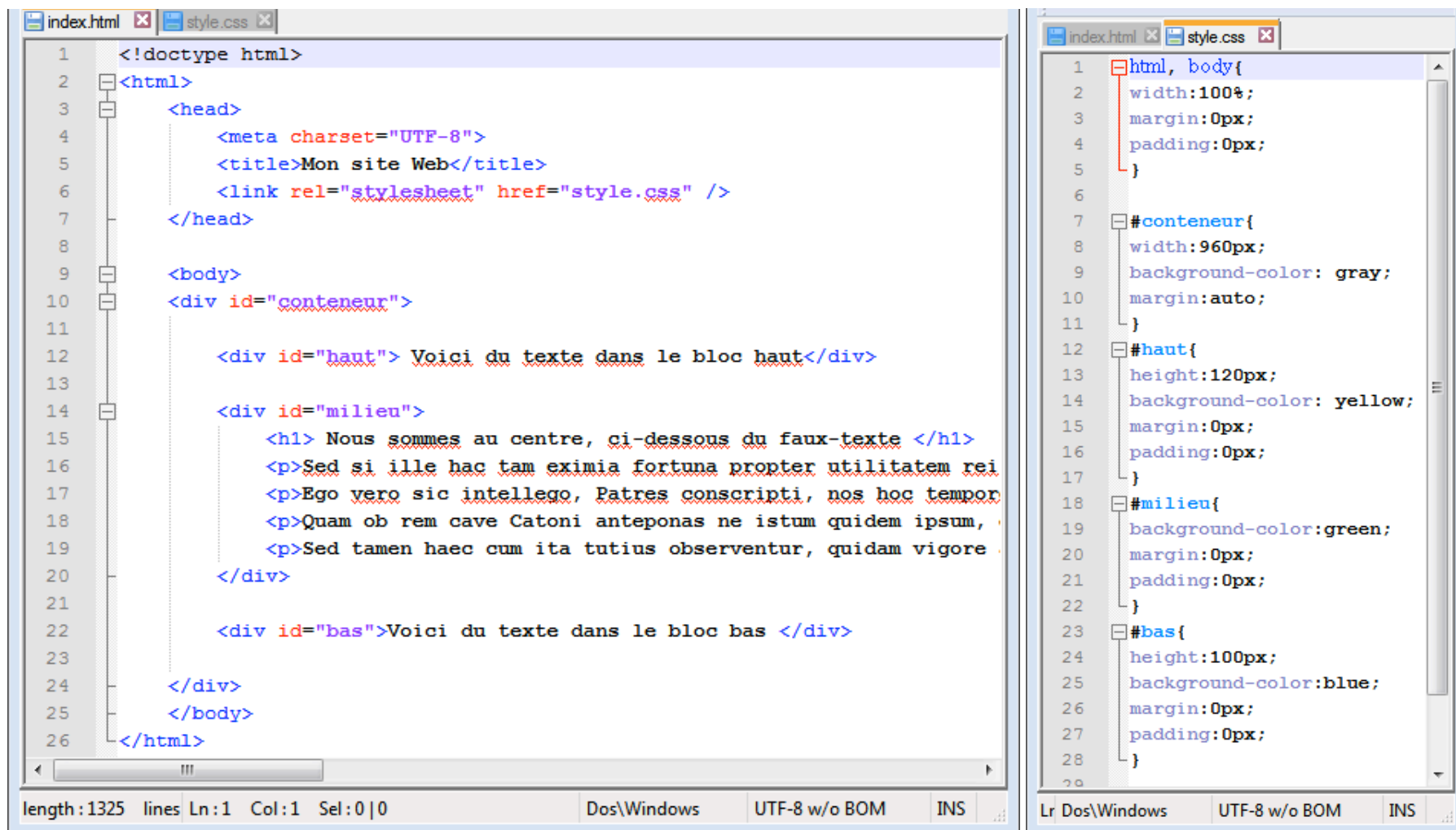
  <body>
    avant bloc1
    <div id="bloc1_de_body"> dans bloc1 </div>
    <div id="bloc2_de_body"> dans bloc2 </div>
    entre bloc2 et bloc3
    <div id="bloc3_de_body">
      texte debut bloc3
      <div id="bloc_a_de_bloc3"> dans bloc a </div>
      <div id="bloc_b_de_bloc3"> dans bloc b </div>
      texte fin bloc3
    </div>
    <div id="bloc4_de_body"> dans bloc4 </div>
    apres bloc4

  </body>
</html>
```

```
index.html x style.css x
1 #bloc1_de_body{
2   height:20px;
3   width:100px;
4   background-color: red;
5   padding-left:30px;
6 }
7 #bloc2_de_body{
8   height:40px;
9   width:200px;
10  background-color: yellow;
11  padding:10px;
12 }
13 #bloc3_de_body{
14  width:600px;
15  background-color: blue;
16  padding-left:10px;
17  padding-right:20px;
18  padding-bottom:50px;
19 }
20 #bloc_a_de_bloc3{
21  height:30px;
22  background-color:gray;
23 }
24
25 #bloc_b_de_bloc3{
26  background-color:green;
27  width:350px;
28  padding: 20px 0px 40px 8px;
29 }
30
31 #bloc4_de_body{
32  height:50px;
33  width:150px;
34  background-color: red;
35 }
```



## 23\_margin\_auto\_px



```
index.html x style.css x
1 <!doctype html>
2 <html>
3   <head>
4     <meta charset="UTF-8">
5     <title>Mon site Web</title>
6     <link rel="stylesheet" href="style.css" />
7   </head>
8
9   <body>
10    <div id="conteneur">
11
12      <div id="haut"> Voici du texte dans le bloc haut</div>
13
14      <div id="milieu">
15        <h1> Nous sommes au centre, ci-dessous du faux-texte </h1>
16        <p>Sed si ille hac tam eximia fortuna propter utilitatem rei
17        <p>Ego vero sic intellego, Patres conscripti, nos hoc tempor
18        <p>Quam ob rem cave Catoni anteponas ne istum quidem ipsum,
19        <p>Sed tamen haec cum ita tutius observentur, quidam vigore
20      </div>
21
22      <div id="bas">Voici du texte dans le bloc bas </div>
23
24    </div>
25  </body>
26 </html>
```

```
index.html x style.css x
1 html, body{
2   width:100%;
3   margin:0px;
4   padding:0px;
5 }
6
7 #conteneur{
8   width:960px;
9   background-color: gray;
10  margin:auto;
11 }
12 #haut{
13   height:120px;
14   background-color: yellow;
15   margin:0px;
16   padding:0px;
17 }
18 #milieu{
19   background-color:green;
20   margin:0px;
21   padding:0px;
22 }
23 #bas{
24   height:100px;
25   background-color:blue;
26   margin:0px;
27   padding:0px;
28 }
```

length:1325 lines Ln:1 Col:1 Sel:0|0 Dos\Windows UTF-8 w/o BOM INS

Lr Dos\Windows UTF-8 w/o BOM INS



## 24\_margin\_auto\_px\_v2

The image shows two side-by-side code editors. The left editor displays the HTML code for 'index.html', and the right editor displays the CSS code for 'style.css'. The HTML code defines a structure with three main content blocks: 'haut', 'milieu', and 'bas'. The CSS code defines styles for the body and these three blocks, using 'margin:auto' for the main container and specific heights for the sub-blocks.

```
1 <!doctype html>
2 <html>
3   <head>
4     <meta charset="UTF-8">
5     <title>Mon site Web</title>
6     <link rel="stylesheet" href="style.css" />
7   </head>
8
9   <body>
10    <div id="conteneur">
11
12      <div id="haut"> Voici du texte dans le bloc haut</div>
13
14      <div id="milieu">
15        <h1> Nous sommes au centre, ci-dessous du faux-texte </h1>
16        <p>Sed si ille hac tam eximia fortuna propter utilitatem re
17        <p>Ego vero sic intellego, Patres conscripti, nos hoc tempo
18        <p>Quam ob rem cave Catoni anteponas ne istum quidem ipsum,
19        <p>Sed tamen haec cum ita tutius observentur, quidam vigore
20      </div>
21
22      <div id="bas">Voici du texte dans le bloc bas </div>
23
24    </div>
25  </body>
26 </html>
```

```
1 html, body{
2   width:100%;
3   margin:0px;
4   padding:0px;
5 }
6
7 #conteneur{
8   width:960px;
9   background-color: gray;
10  margin:auto;
11 }
12 #haut{
13   height:120px;
14   background-color: yellow;
15   margin:0px;
16   padding:0px;
17 }
18 #milieu{
19   background-color:green;
20   margin:0px;
21   padding:0px;
22 }
23 #bas{
24   height:100px;
25   background-color:blue;
26   margin:0px;
27   padding:0px;
28 }
29 hl,p{
30   margin:0px;
31 }
```



## 25\_margin\_auto\_px\_v3

```
nl x style.css x
<!doctype html>
<html>
  <head>
    <meta charset="UTF-8">
    <title>Mon site Web</title>
    <link rel="stylesheet" href="style.css" />
  </head>
  <body>
    <div id="conteneur">
      <div id="haut">
        <div id="haut_in">Voici du texte dans le bloc haut</div>
      </div>
      <div id="milieu">
        <div id="milieu_in">
          <h1> Nous sommes au centre, ci-dessous du faux-texte </h1>
          <p>Sed si ille hac tam eximia fortuna propter utilitatem re
          <p>Ego vero sic intellego, Patres conscripti, nos hoc tempo
          <p>Quam ob rem cave Catoni anteponas ne istum quidem ipsum,
          <p>Sed tamen haec cum ita tutius observentur, quidam vigore
        </div>
      </div>
      <div id="bas">
        <div id="bas_in">Voici du texte dans le bloc bas </div>
      </div>
    </div>
  </body>
</html>
```

```
html, body{
width:100%;
margin:0px;
padding:0px;
}

#conteneur{
width:960px;
background-color: gray;
margin:auto;
}

#haut{
height:120px;
background-color: yellow;
}

#milieu{
background-color:green;
}

#bas{
height:100px;
background-color:blue;
}

#haut_in, #milieu_in, #bas_in {
padding:30px; /*doesn't modify width of outer div*/
}

#haut, #milieu, #bas, #haut_in, #milieu_in, #bas_in {
margin:0px;
}

#haut, #milieu, #bas {
padding:0px;
}

#haut_in *:first-child, #milieu_in *:first-child, #bas_in *:first-child {
margin-top:0px;
}

#haut_in *:last-child, #milieu_in *:last-child, #bas_in *:last-child {
margin-bottom:0px;
}
```



## 26\_margin\_auto\_proportions

```
<!doctype html>
<html>
  <head>
    <meta charset="UTF-8">
    <title>Mon site Web</title>
    <link rel="stylesheet" href="style.css" />
  </head>
  <body>
    <div id="conteneur">
      <div id="haut">
        <div id="haut_in">
          Voici du texte dans le bloc haut
        </div>
      </div>
      <div id="milieu">
        <div id="milieu_in">
          <h1> Nous sommes au centre, ci-dessous du faux-texte </h1>
          <p>Sed si ille hac tam eximia fortuna propter utilitatem re
          <p>Ego vero sic intellego, Patres conscripti, nos hoc tempo
          <p>Quam ob rem cave Catoni anteponas ne istum quidem ipsum,
          <p>Sed tamen haec cum ita tutius observentur, quidam vigore
        </div>
      </div>
      <div id="bas">
        <div id="bas_in">
          Voici du texte dans le bloc bas
        </div>
      </div>
    </div>
  </body>
</html>
```

```
html, body{
  width:100%;
  height:100%; /*must be added*/
  margin:0px;
  padding:0px;
}

#conteneur{
  width:80%;
  height:100%; /*must be added*/
  background-color: gray;
  margin:auto;
}

#haut{
  height:20%;
  background-color: yellow;
}

#milieu{
  background-color:green;
}

#bas{
  height:15%;
  background-color:blue;
}

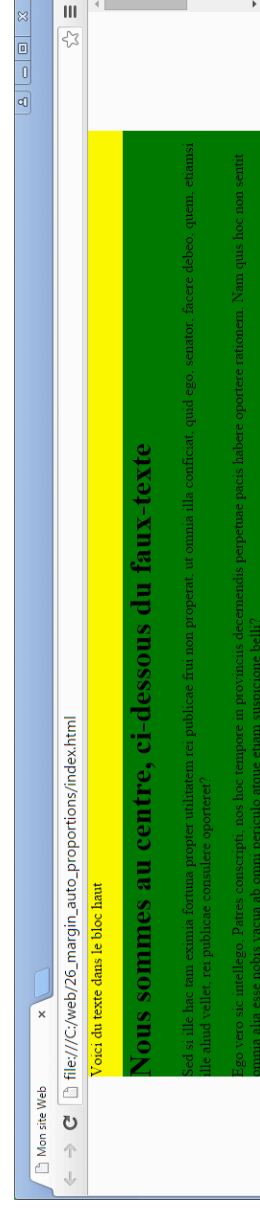
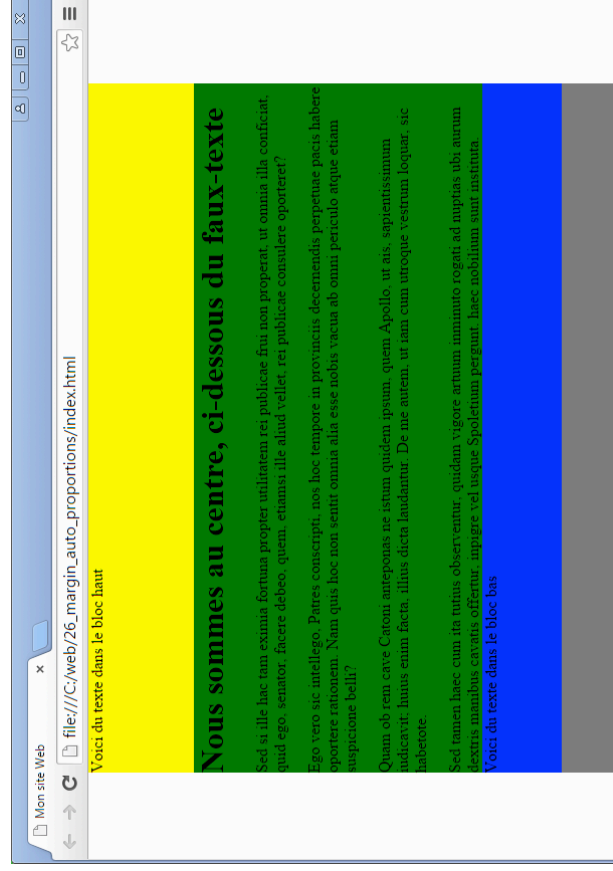
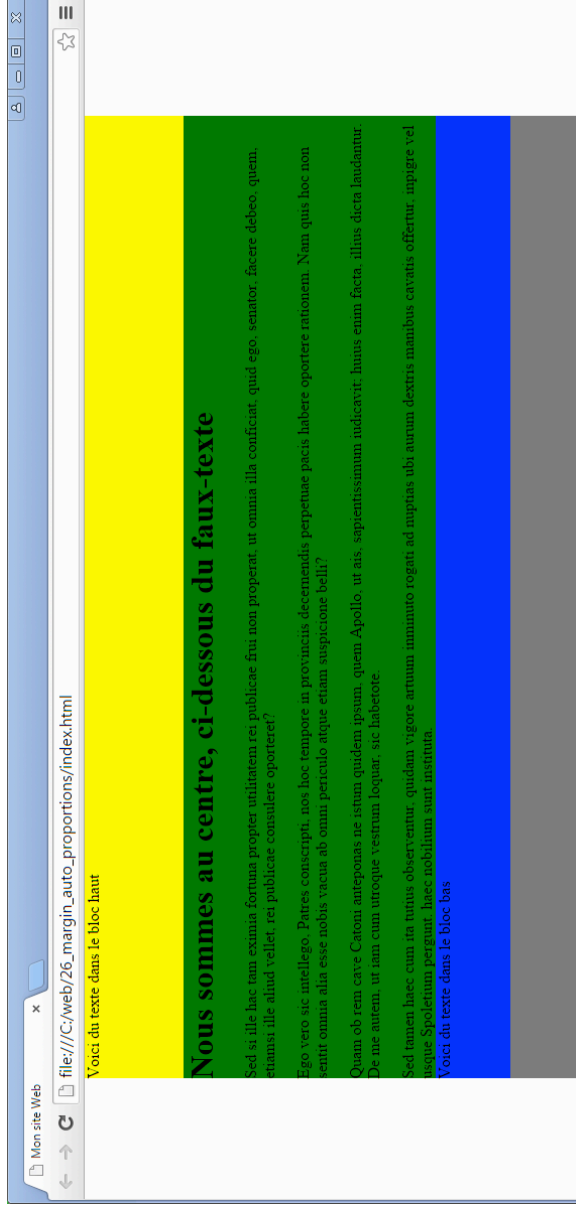
#haut_in, #milieu_in, #bas_in {
  /*padding:30px; */ /*doesn't modify width of outer div*/
}

#haut, #milieu, #bas, #haut_in, #milieu_in, #bas_in {
  margin:0px;
}

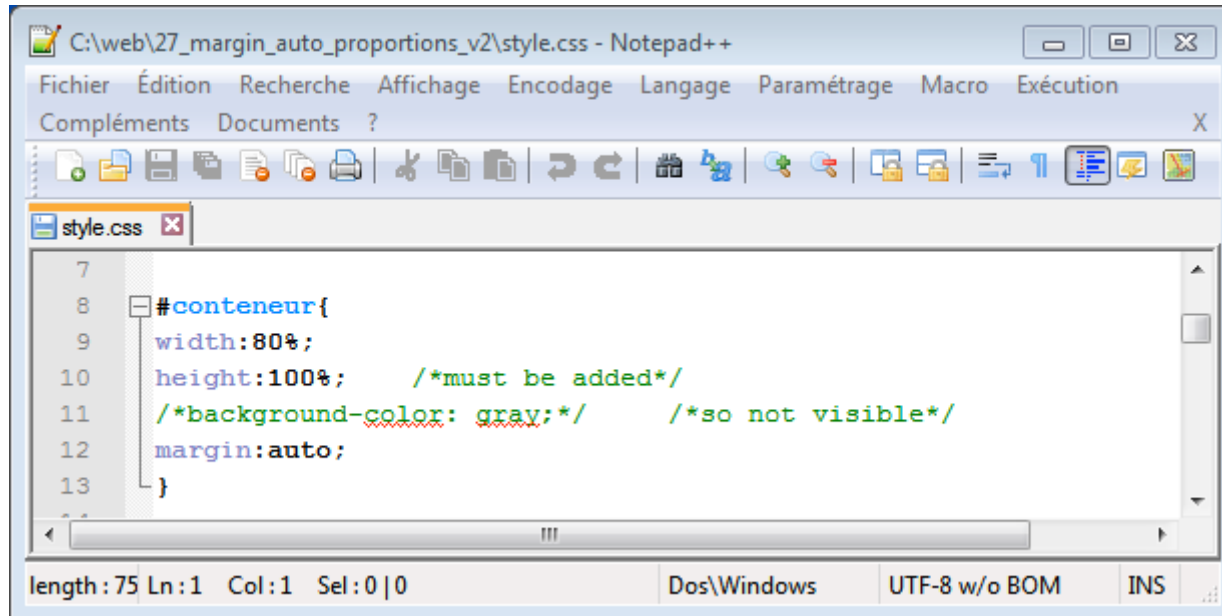
#haut, #milieu, #bas {
  padding:0px;
}

#haut_in *:first-child, #milieu_in *:first-child, #bas_in *:first-child {
  margin-top:0px;
}

#haut_in *:last-child, #milieu_in *:last-child, #bas_in *:last-child{
  margin-bottom:0px;
}
```



## 27\_margin\_auto\_proportions\_v2



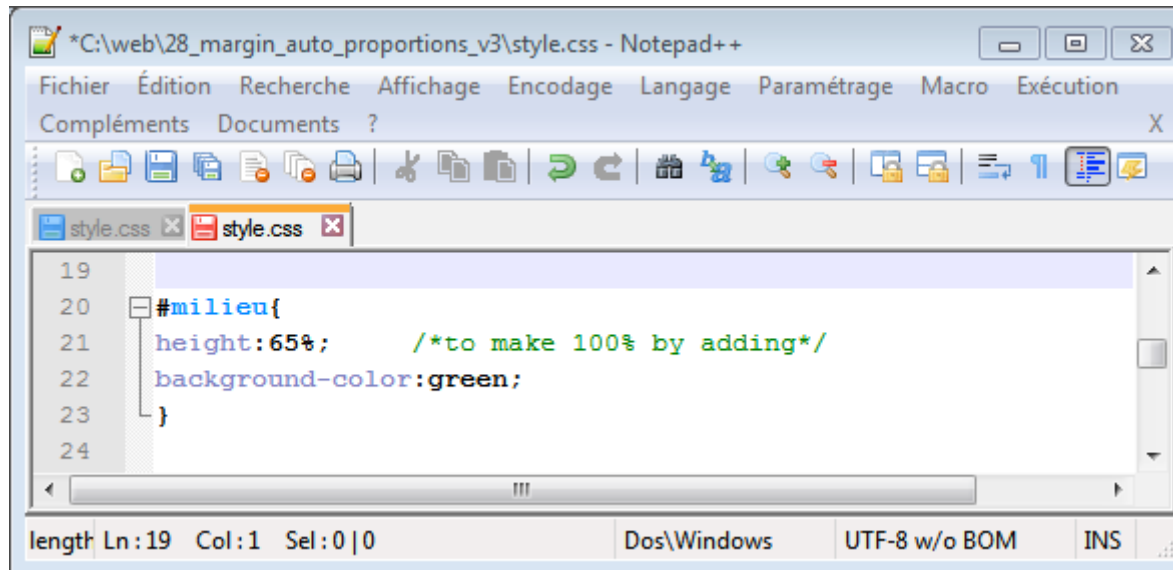
The image shows a Notepad++ window titled "C:\web\27\_margin\_auto\_proportions\_v2\style.css - Notepad++". The window contains the following CSS code:

```
7
8 #conteneur{
9   width:80%;
10  height:100%; /*must be added*/
11  /*background-color: gray;*/ /*so not visible*/
12  margin:auto;
13 }
```

The status bar at the bottom indicates "length: 75 Ln: 1 Col: 1 Sel: 0 | 0", "Dos\Windows", "UTF-8 w/o BOM", and "INS".



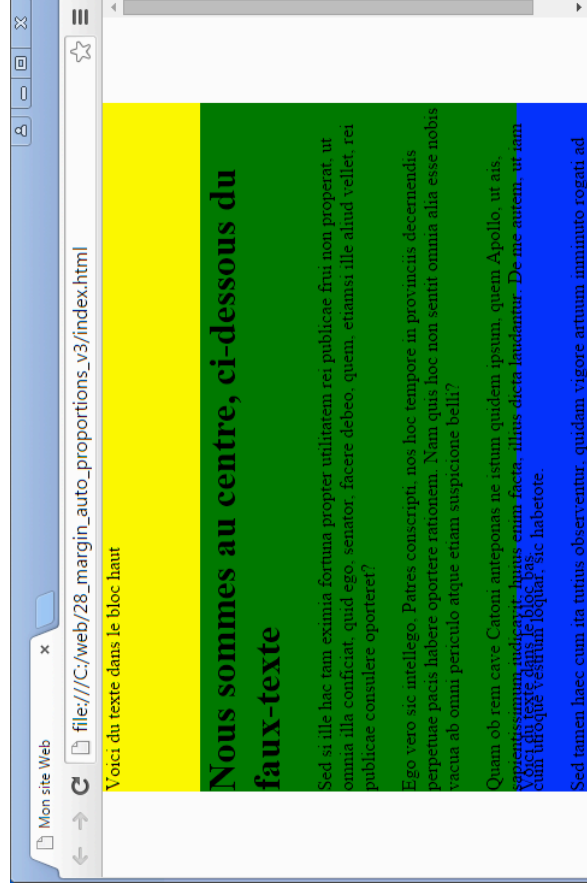
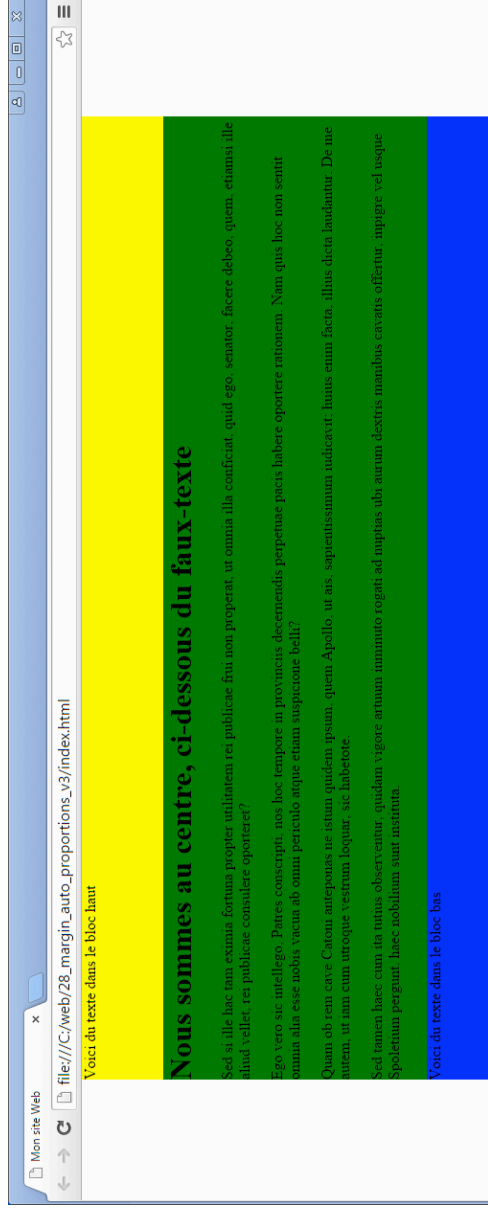
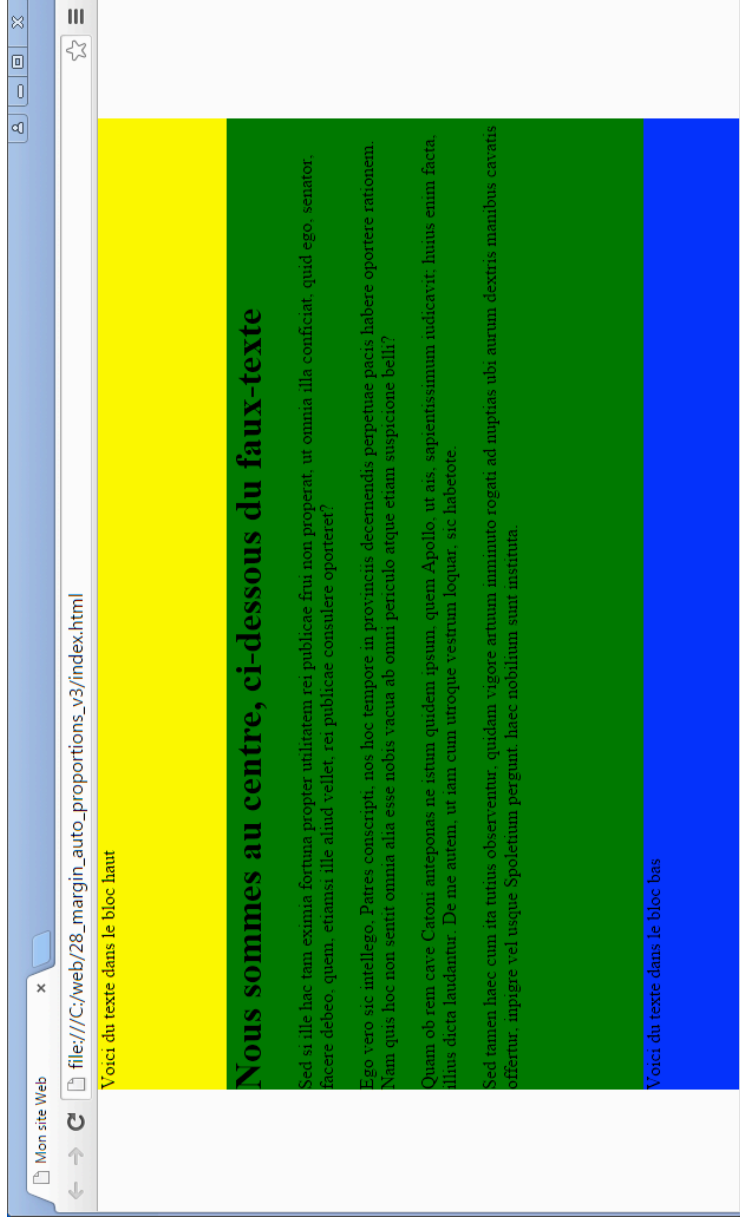
## 28\_margin\_auto\_proportions\_v3



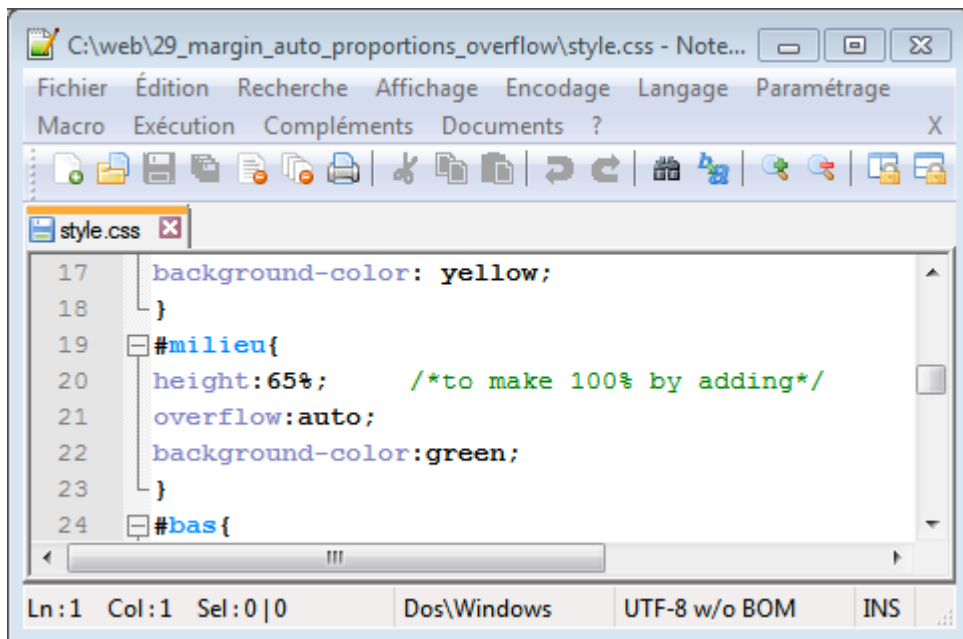
The image shows a Notepad++ window titled '\*C:\web\28\_margin\_auto\_proportions\_v3\style.css - Notepad++'. The menu bar includes 'Fichier', 'Édition', 'Recherche', 'Affichage', 'Encodage', 'Langage', 'Paramétrage', 'Macro', and 'Exécution'. The toolbar contains various icons for file operations and editing. The main text area shows the following CSS code:

```
19
20 #milieu{
21     height:65%;      /*to make 100% by adding*/
22     background-color:green;
23 }
24
```

The status bar at the bottom indicates 'length: Ln:19 Col:1 Sel:0|0', 'Dos\Windows', 'UTF-8 w/o BOM', and 'INS'.



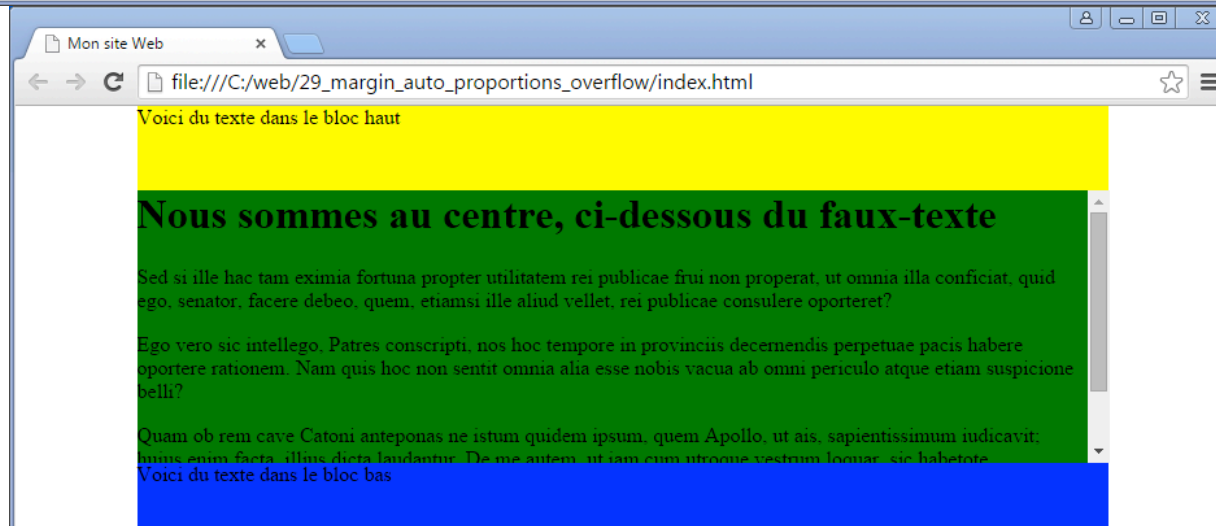
## 29\_margin\_auto\_proportions\_overflow



The image shows a Notepad++ window titled "C:\web\29\_margin\_auto\_proportions\_overflow\style.css - Note...". The window contains the following CSS code:

```
17 background-color: yellow;
18 }
19 #milieu{
20 height:65%; /*to make 100% by adding*/
21 overflow:auto;
22 background-color:green;
23 }
24 #bas{
```

The status bar at the bottom of the window displays "Ln:1 Col:1 Sel:0|0", "Dos\Windows", "UTF-8 w/o BOM", and "INS".



## 30\_video

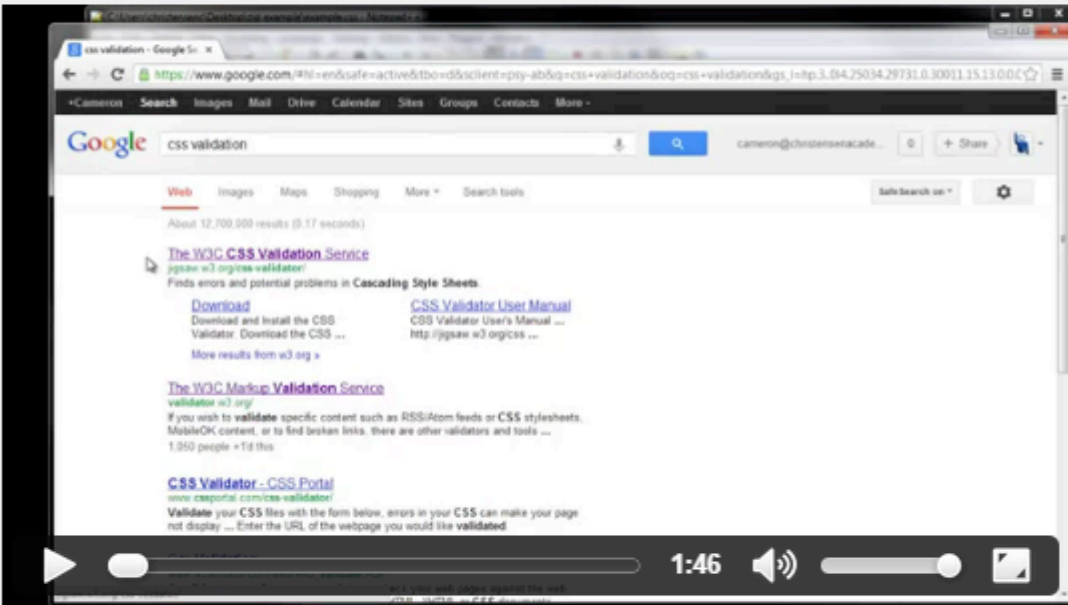
```
index.html x style.css x
1 <!doctype html>
2 <html>
3 <head>
4     <meta charset="UTF-8">
5     <title>Mon site Web</title>
6     <link rel="stylesheet" href="style.css" />
7 </head>
8
9 <body>
10 <h1>Un exemple d'introduction de vidéo ...</h1>
11
12 <video controls height="300">
13     <source src="css3_validator.mp4" type="video/mp4" />
14     <source src="css3_validator.ogv" type="video/ogg" />
15 </video>
16
17 <p> Ci-dessus une vidéo postée par Cameron Christensen sur Youtube </p>
18 <p> Le lien de la video d'orinige est : https://www.youtube.com/watch?v=1v4ncJ9hjHc </p>
19
20 </body>
21 </html>
```

```
index.html x style.css x
1 body{
2     background-color: #EEE;
3 }
```

Mon site Web

file:///C:/web/30\_video/index.html

# Un exemple d'introduction de vidéo ...



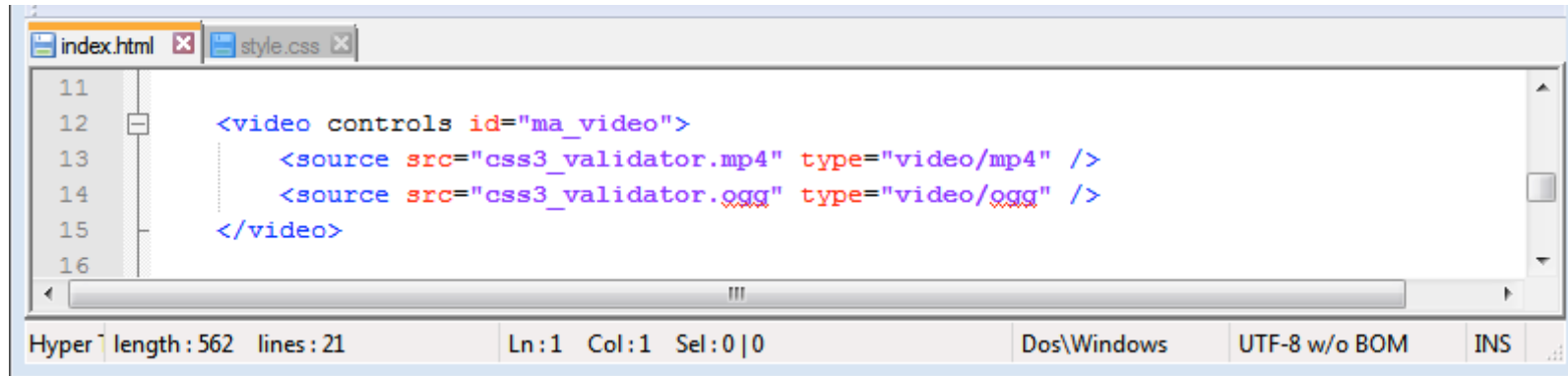
The video player shows a search for 'css validation' on Google. The search results include:

- The W3C CSS Validation Service**  
jigsaw.w3.org/css-validator/  
Finds errors and potential problems in Cascading Style Sheets.  
Download and install the CSS Validator. Download the CSS ...  
CSS Validator User Manual  
CSS Validator User's Manual ...  
http://jigsaw.w3.org/css...
- The W3C Markup Validation Service**  
validator.w3.org/  
If you wish to validate specific content such as RSS/Atom feeds or CSS stylesheets, MakeOK content, or to find broken links, there are other validators and tools ...  
1,950 people +1'd this
- CSS Validator - CSS Portal**  
www.cssportal.com/css-validator/  
Validate your CSS files with the form below, errors in your CSS can make your page not display ... Enter the URL of the webpage you would like validated

Ci-dessus une vidéo postée par Cameron Christensen sur Youtube

Le lien de la video d'origine est : <https://www.youtube.com/watch?v=1v4ncJ9hjHc>

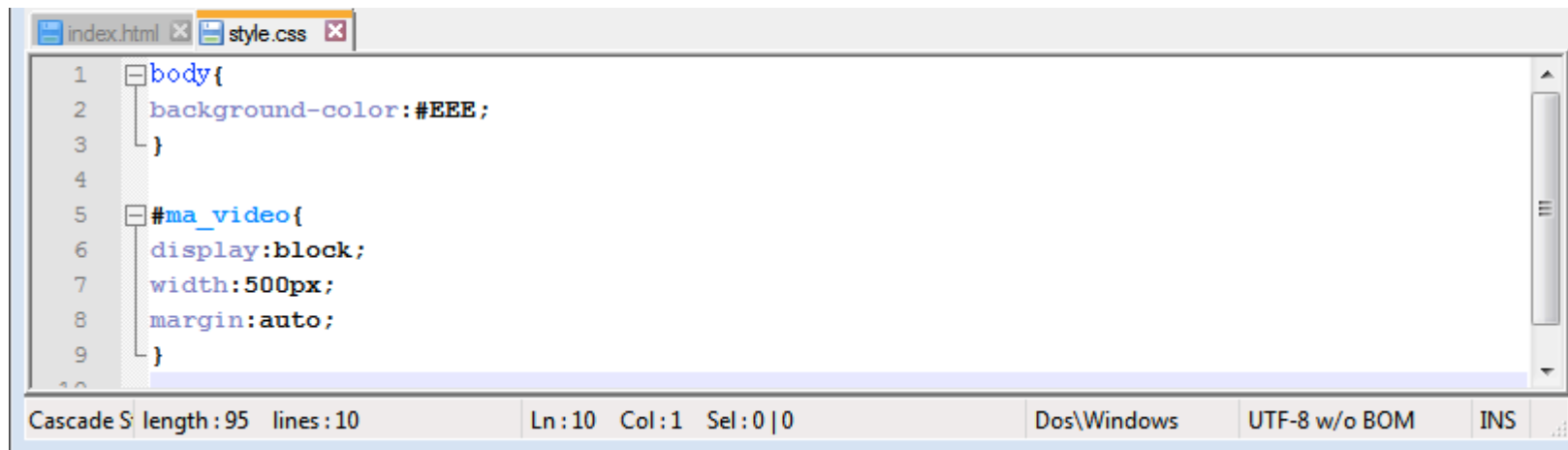
## 31\_video\_et\_id



A screenshot of an HTML editor window. The title bar shows two tabs: 'index.html' and 'style.css'. The main editing area contains HTML code for a video element. The code is as follows:

```
11  
12 <video controls id="ma_video">  
13     <source src="css3_validator.mp4" type="video/mp4" />  
14     <source src="css3_validator.ogv" type="video/ogg" />  
15 </video>  
16
```

The status bar at the bottom of the editor displays: 'Hyper length : 562 lines : 21 Ln:1 Col:1 Sel:0|0 Dos\Windows UTF-8 w/o BOM INS'.



A screenshot of a CSS editor window. The title bar shows two tabs: 'index.html' and 'style.css'. The main editing area shows CSS code for the body and a specific video element. The code is as follows:

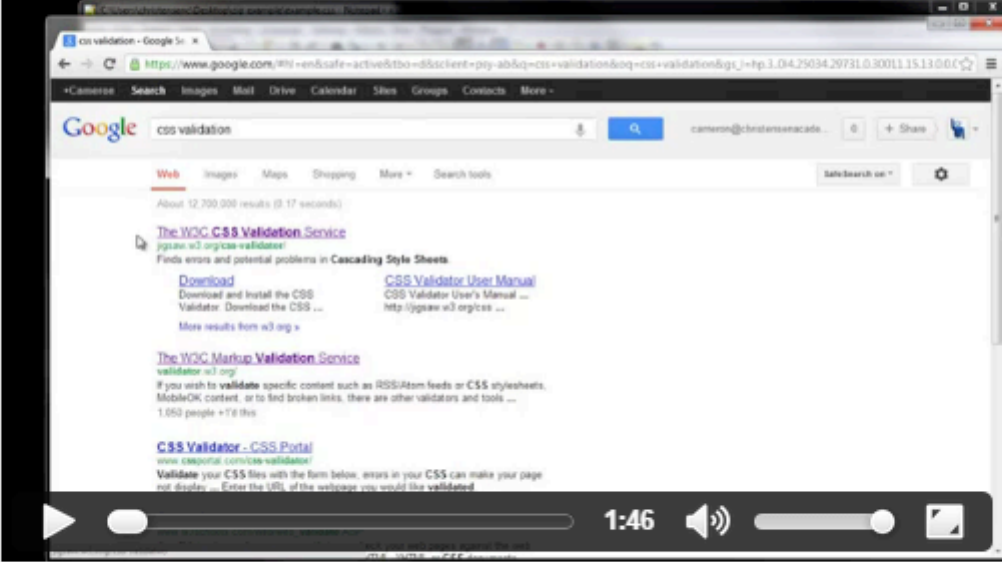
```
1 body{  
2     background-color:#EEE;  
3 }  
4  
5 #ma_video{  
6     display:block;  
7     width:500px;  
8     margin:auto;  
9 }  
10
```

The status bar at the bottom of the editor displays: 'Cascade S length : 95 lines : 10 Ln:10 Col:1 Sel:0|0 Dos\Windows UTF-8 w/o BOM INS'.

Mon site Web

file:///C:/web/31\_video\_et\_id/index.html

## Un exemple d'introduction de vidéo ...



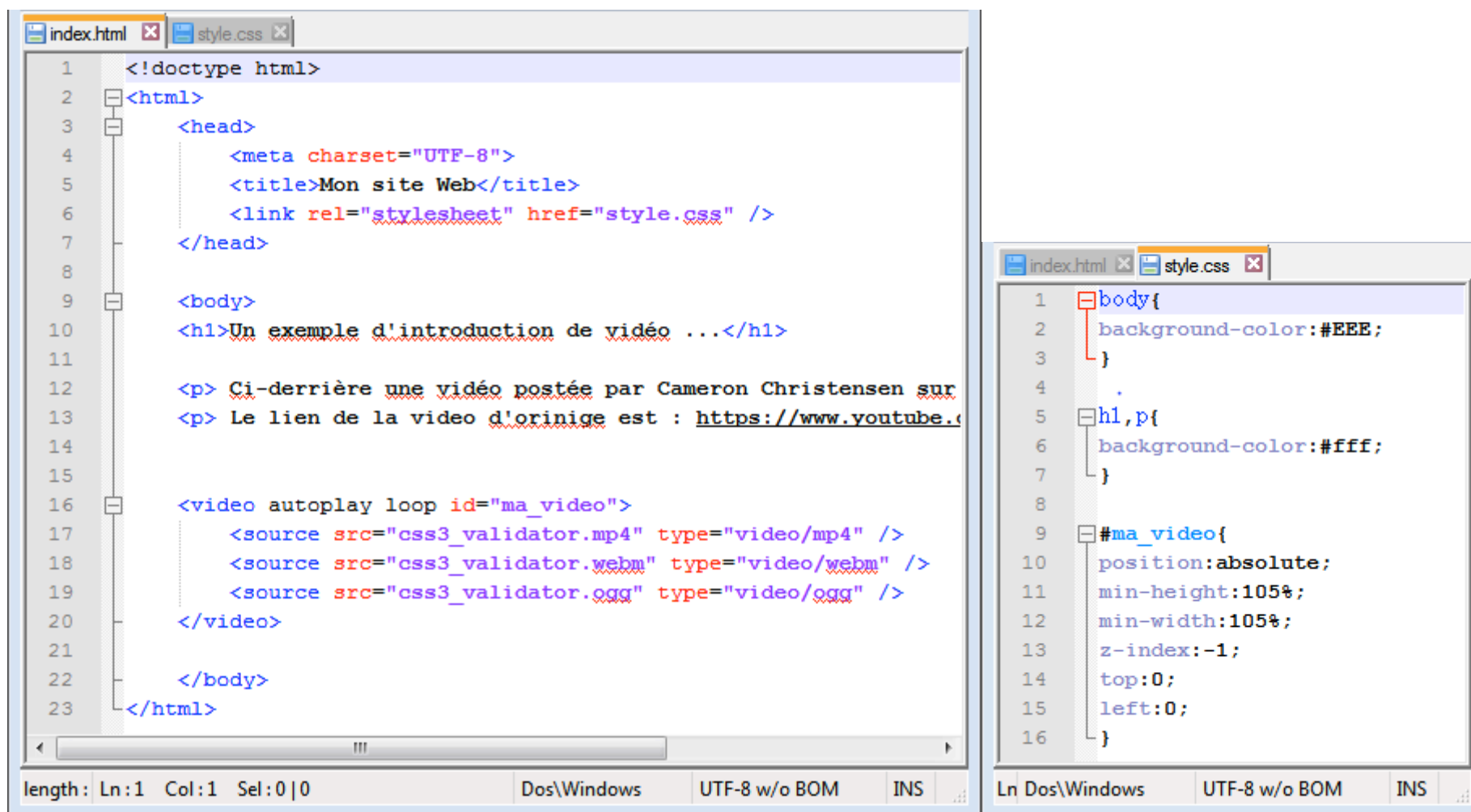
The video player shows a search for 'css validation' on Google. The search results include:

- The W3C CSS Validation Service**  
w3.org/css-validator  
Finds errors and potential problems in Cascading Style Sheets.  
Download and install the CSS Validator. Download the CSS ...  
CSS Validator User Manual  
CSS Validator User's Manual ...  
http://jigsaw.w3.org/css ...
- The W3C Markup Validation Service**  
validator.w3.org  
If you wish to validate specific content such as RSS/Atom feeds or CSS stylesheets, MobileOK content, or to find broken links, there are other validators and tools ...  
1,650 people +1'd this
- CSS Validator - CSS Portal**  
www.cssportal.com/css-validator/  
Validate your CSS files with the form below, errors in your CSS can make your page not display ... Enter the URL of the webpage you would like validated

Ci-dessus une vidéo postée par Cameron Christensen sur Youtube

Le lien de la video d'origine est : <https://www.youtube.com/watch?v=1v4ncJ9hjHc>

## 32\_video\_id\_et\_fond



The image shows two windows from a code editor. The left window displays the HTML code for 'index.html', and the right window displays the CSS code for 'style.css'. The HTML code includes a head section with a meta charset, a title, and a link to the CSS file. The body contains an h1, two paragraphs, and a video element with three source attributes. The CSS code defines styles for the body, a class selector, and the video element.

```
1 <!doctype html>
2 <html>
3 <head>
4     <meta charset="UTF-8">
5     <title>Mon site Web</title>
6     <link rel="stylesheet" href="style.css" />
7 </head>
8
9 <body>
10 <h1>Un exemple d'introduction de vidéo ...</h1>
11
12 <p>Ci-dérrière une vidéo postée par Cameron Christensen sur
13 <p>Le lien de la video d'orinige est : https://www.youtube.e...
14
15
16 <video autoplay loop id="ma_video">
17     <source src="css3_validator.mp4" type="video/mp4" />
18     <source src="css3_validator.webm" type="video/webm" />
19     <source src="css3_validator.ogv" type="video/ogg" />
20 </video>
21
22 </body>
23 </html>
```

```
1 body{
2     background-color:#EEE;
3 }
4 .
5 hl,p{
6     background-color:#fff;
7 }
8
9 #ma_video{
10     position:absolute;
11     min-height:105%;
12     min-width:105%;
13     z-index:-1;
14     top:0;
15     left:0;
16 }
```

length: Ln:1 Col:1 Sel:0|0      Dos\Windows      UTF-8 w/o BOM      INS      Ln Dos\Windows      UTF-8 w/o BOM      INS

Mon site Web x +

file:///C:/web/32\_video\_id\_et\_fond/index.html

Rechercher

Les plus visités Débuter avec Firefox

# Un exemple d'introduction de vidéo ...

Ci-dérrière une vidéo postée par Cameron Christensen sur Youtube

Le lien de la video d'origine est : <https://www.youtube.com/watch?v=1v4ncJ9hjHc>

jigsaw.w3.org/css-validator/

Check Cascading Style Sheets (CSS) and (X)HTML documents with style sheets

By URI By file upload By direct input


Validate by URI

Enter the URI of a document (HTML with CSS or CSS only) you would like validated:


Address:

More Options

Check

 **W3C VALIDATOR Suite**

**NEW** - W3C offers a beta release of a new service providing you an integrated validation report on your entire w  
[Try it now](#) to quickly identify those portions of your web site that may benefit from attention.

 The W3C validators are hosted on server technology donated by HP, and supported by community donations.  
[Donate](#) and help us build better tools for a better web.

### 33\_proprietes\_css\_sup

```
css x index.html x
<!doctype html>
<html>
  <head>
    <meta charset="UTF-8">
    <title>Mon site Web</title>
    <link rel="stylesheet" href="style.css" />
  </head>
  <body>
    <div id="bloc1" class="carre_200">
      Sed si ille hac tam eximia fortuna propter util
    </div>
    <div id="bloc2" class="carre_200">
      Sed si ille hac tam eximia fortuna propter util
    </div>
    <div id="bloc3" class="carre_200">
      Sed si ille hac tam eximia fortuna propter util
    </div>
    <div id="bloc4" class="carre_200">
      Sed si ille hac tam eximia fortuna propter util
    </div>
    <div id="bloc5" class="carre_200">
      Sed si ille hac tam eximia fortuna propter util
    </div>
    <div id="bloc6" class="carre_200">
      Sed si ille hac tam eximia fortuna propter util
    </div>
  </body>
</html>
```

```
.carre_200{
padding:10px;
width:180px;
height:180px;
}
#bloc1, #bloc2, #bloc3, #bloc4, #bloc5, #bloc6{
background-color:gray;
position:absolute;
}
```

```
#bloc1{
top:10px;
left:10px;
text-align:right;
}
```

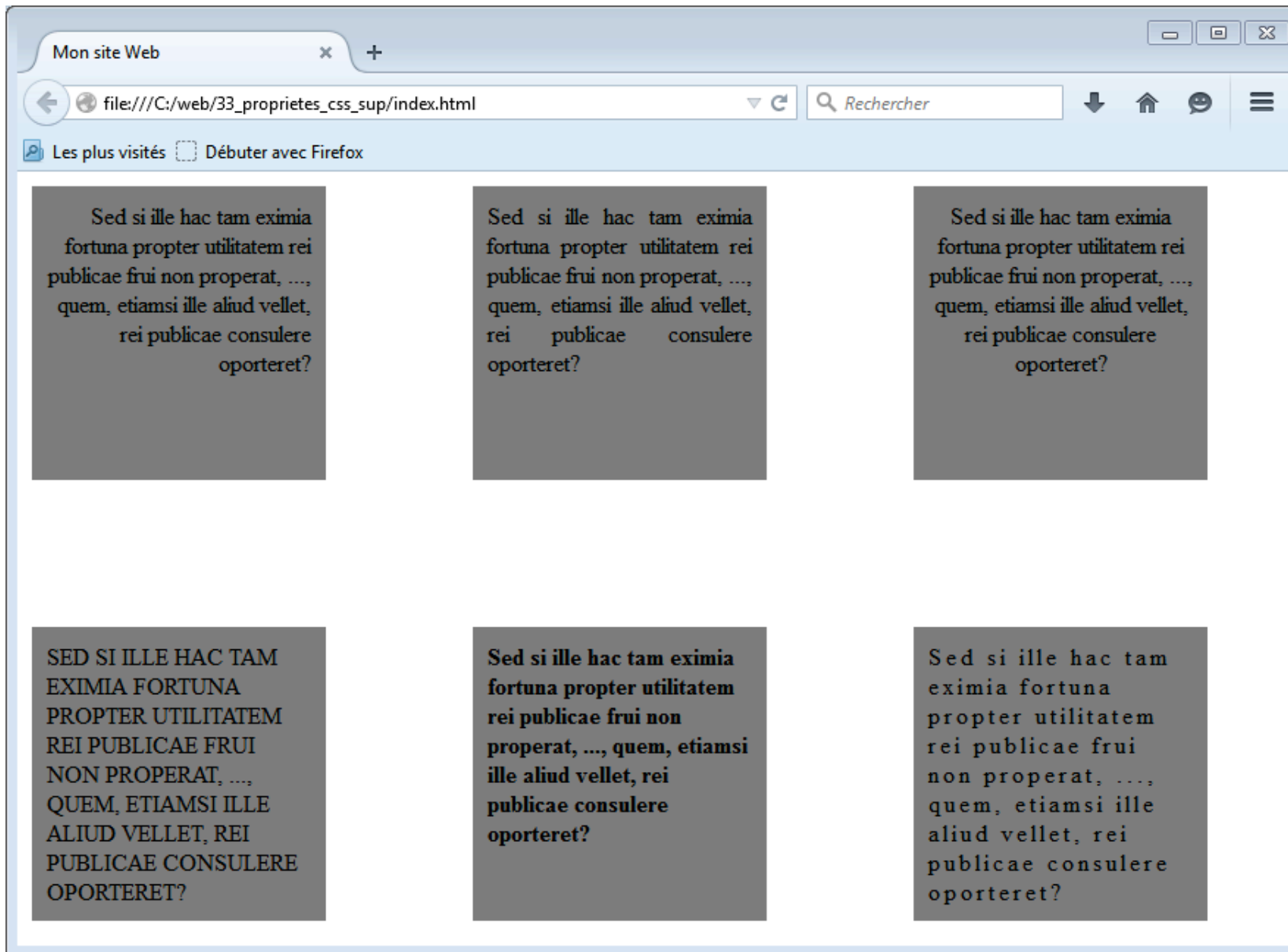
```
#bloc2{
top:10px;
left:310px;
text-align:justify;
}
```

```
#bloc3{
top:10px;
left:610px;
text-align:center;
}
```

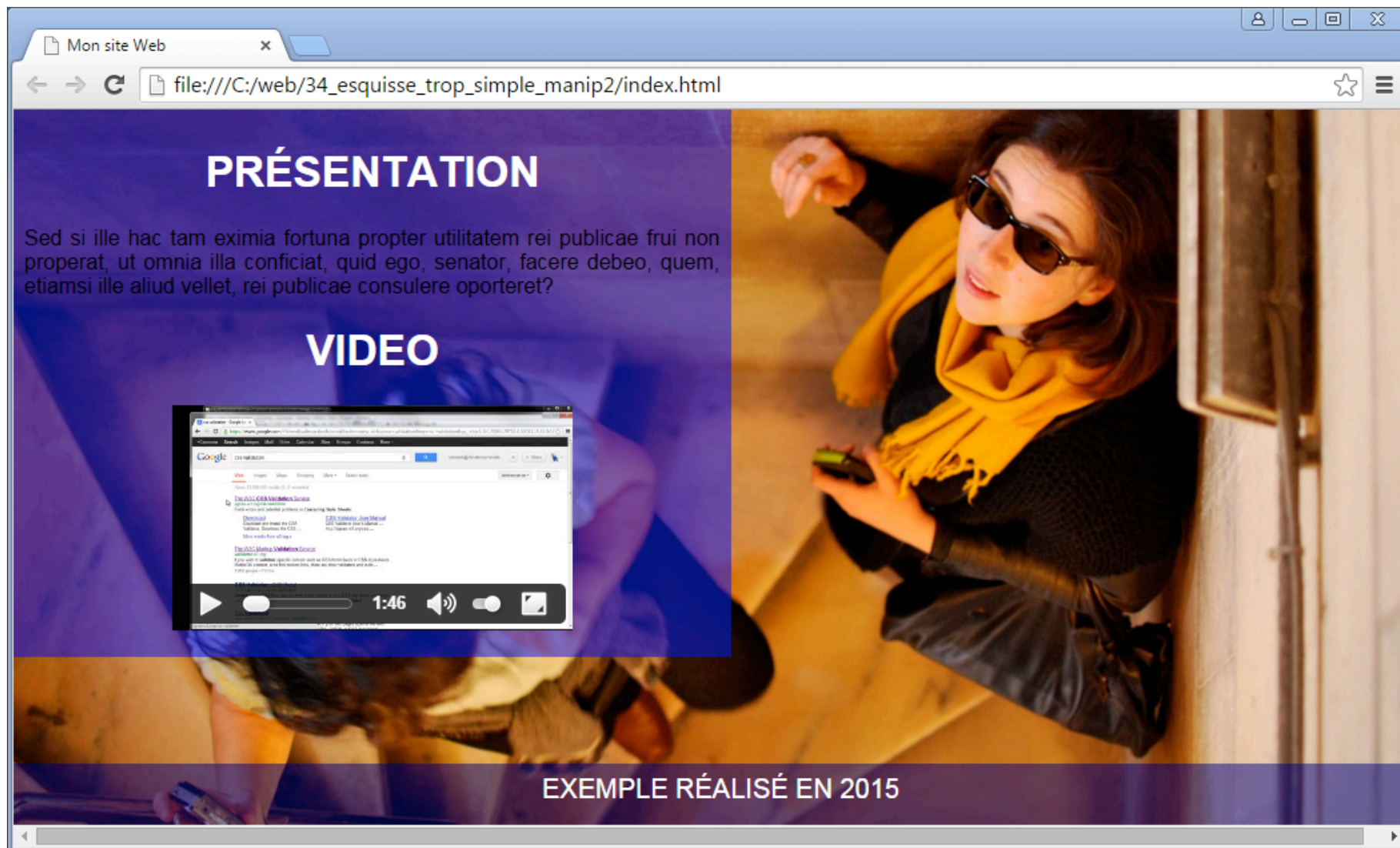
```
#bloc4{
top:310px;
left:10px;
text-transform:uppercase;
}
```

```
#bloc5{
top:310px;
left:310px;
font-weight:600;
}
```

```
#bloc6{
top:310px;
left:610px;
letter-spacing:3px;
}
```



## 34\_esquisse\_trop\_simple\_manip2



Mon site Web x

file:///C:/web/34\_esquisse\_trop\_simple\_manip2/index.html

# PRÉSENTATION

Sed si ille hac tam eximia fortuna propter utilitatem rei publicae frui non properat, ut omnia illa conficiat, quid ego, senator, facere debeo, quem, etiamsi ille aliud vellet, rei publicae consulere oporteret?

## VIDEO

1:46

EXEMPLE RÉALISÉ EN 2015

The screenshot shows a web browser window with a single tab titled 'Mon site Web'. The address bar contains the file path 'file:///C:/web/34\_esquisse\_trop\_simple\_manip2/index.html'. The main content area has a dark blue background. At the top, the word 'PRÉSENTATION' is written in large white letters. Below it is a Latin quote: 'Sed si ille hac tam eximia fortuna propter utilitatem rei publicae frui non properat, ut omnia illa conficiat, quid ego, senator, facere debeo, quem, etiamsi ille aliud vellet, rei publicae consulere oporteret?'. Underneath the quote is the word 'VIDEO' in large white letters. A video player is embedded in the page, showing a search results page for 'css manipulation' with a play button and a progress bar at 1:46. The background of the page is a photograph of a woman with brown hair, wearing sunglasses, a yellow scarf, and a black jacket, looking down at a smartphone. At the bottom of the page, a dark blue bar contains the text 'EXEMPLE RÉALISÉ EN 2015' in white.

```
index.html x style.css x
1 <!doctype html>
2 <html>
3 <head>
4   <meta charset="UTF-8">
5   <title>Mon site Web</title>
6   <link rel="stylesheet" href="style.css" />
7 </head>
8
9 <body>
10 <div id="conteneur_fond"> </div>
11
12 <div id="contenu">
13   <div id="bloc_presentation">
14     <h1>Présentation</h1>
15     <p>Sed si ille hac tam eximia fortuna propter utilitatem
16     rei publicae frui non properat, ut omnia illa conficiat,
17     quid ego, senator, facere debeo, quem, etiamsi ille aliud vellet,
18     rei publicae consulere oporteret?</p>
19   </div>
20
21   <div id="bloc_video">
22     <h1>video</h1>
23     <video controls id="ma_video">
24       <source src="css3_validator.mp4" type="video/mp4" />
25       <source src="css3_validator.ogv" type="video/ogg" />
26     </video>
27   </div>
28 </div>
29
30 <div id="pied"> Exemple réalisé en 2015</div>
31 </body>
32 </html>
```

```
index.html x style.css x
28 #bloc_presentation{
29   margin-bottom:20px;
30 }
31 h1{
32   color:white;
33   text-transform:uppercase;
34   text-align:center;
35 }
36 p{
37   text-align:justify;
38 }
39 #pied{
40   position:absolute;
41   bottom:0px;
42   width:100%;
43   height:30px;
44   background-color:rgba(0,0,128,0.5);
45   padding:8px;
46   text-align:center;
47   font-size:20px;
48   color:white;
49   text-transform:uppercase;
50 }
```

Ln: 50 Col: 2 Dos\Windows UTF-8 w/o BOM INS

```
index.html x style.css x
1 html, body{
2   width:100%;
3   height:100%;
4   padding:0px;
5   margin:0px;
6   font-family:Arial;
7 }
8 #conteneur_fond{
9   width:100%;
10  height:100%;
11  position:absolute;
12  top:0px;
13  left:0px;
14  z-index:-1;
15  background:#AAA url("h_escaliers.jpg") no-repeat 50% 50%;
16  background-size:cover;
17 }
18 #ma_video{
19  display:block;
20  width:300px;
21  margin:auto;
22 }
23 #contenu{
24  width:50%;
25  background-color:rgba(0,0,255,0.5);
26  padding:8px 8px 20px 8px;
27 }
```

Ln: 30 Col: 2 Sel: 0 | 0 Dos\Windows UTF-8 w/o BOM INS


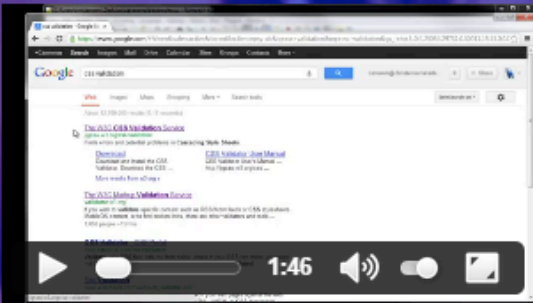
Mon site Web

file:///C:/web/34\_esquisse\_trop\_simple\_manip2/index.html

# PRÉSENTATION

Sed si ille hac tam eximia fortuna propter utilitatem rei publicae frui non properat, ut omnia illa conficiat, quid ego, senator, facere debeo, quem, etiamsi ille aliud vellet, rei publicae consulere oporteret?

## VIDEO



EXEMPLE RÉALISÉ EN 2015